



Mfg. By.:

**ROSEWOOD™**  
LAMINATES

ROSEWOOD LAMINATES PVT. LTD.

8-A, National Highway, Matel Road, Nr. Amardham Temple, Matel - 363622 Tal. Wankaner, Dist. Morbi (Guj.) India

+91 87586 44044  rosewood.lam@gmail.com  [www.rosewoodlaminates.com](http://www.rosewoodlaminates.com)



SCAN TO DOWNLOAD  
E-CATALOGUE

IS 2046:1995  
  
CM/L-7600013608

**DAZZLE  
BERRY**  
LAMINATES  


INTERIOR  
MODERN  
TREND  
2022-23  
ALL IDEA AND CONCEPT SUBJECT  
COPYRIGHT TO ROSEWOOD LAMINATES



# AMIDST EMINENCE

[www.rosewoodlaminates.com](http://www.rosewoodlaminates.com)

Glimmer of Vague

The  
Revolution  
Of  
The  
Mind

# DIG AND ILU

**DAZZLE  
BERRY**  
LAMINATES  


INTERIOR  
MODERN  
TREND  
2022-23  
ALL IDEA AND CONCEPT SUBJECT  
COPYRIGHT TO ROSEWOOD LAMINATES

# INFLUENCE REVOLUTION



Glimmer of Vague



## The *Revolution* Of Mind

Sometimes your space becomes your identity. Spaces that make you feel connected...all the time. Experience the power of enlivening spaces with **Dazzle Berry** by Rosewood. It has designs that truly reflect the urban aesthetics and yet brings evergreen charm to the entire setup. Over the years, Rosewood Laminates has always been the epitome of innovation in design. With **Dazzle Berry**, the brand reaches a notch higher and creates a new equation in space designing.

Inspired by the grandeur and glory emanating from the rich Indian legacy, **Dazzle Berry** dazzles you with never seen before designs. It is a refreshing take on tradition with innovation.






*Stereotyped Style*




DB 01 - SPS




SUGGEST SHADES



PG 01 - SE

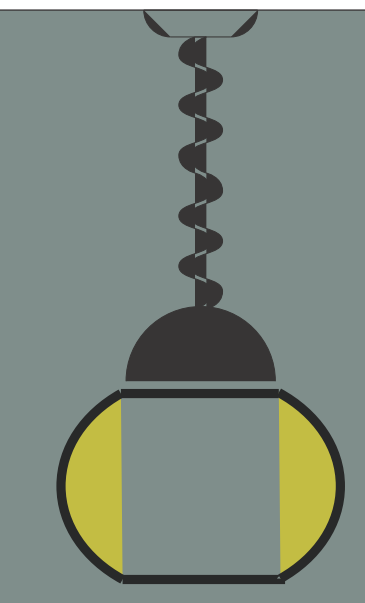


PG 17 - MR




2002 - SMT

01 02



Countless  
*Classy Motifs*





# Heritage




DB 02 SPS



SUGGEST SHADES



2002 SE



PG 17 - SMT




PG 12 - SF

03 04



# Befitting *Urban Finery*





Vintage



DB 03 SPS



SUGGEST SHADES



PG 19 - SE



PG 03 - MR





PG 13 - SF

05 06



Precision  
*That Impresses*





Moroccan



DB 04 SPS

SUGGEST SHADES



PG 10 SMT



PG 11 - MR

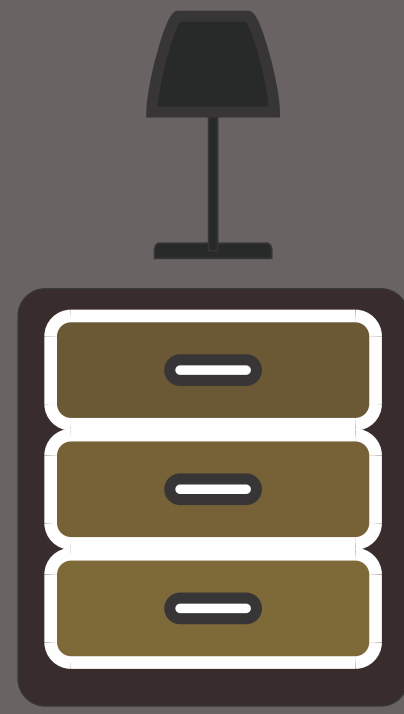


PG 20 - SF

07 08



Touch  
Immaculate  
Finesse






# Retro Style




DB 05 SPS



SUGGEST SHADES



PG 10 - PU



PG 20 - MR




PG 03 SF

09 10



Create Radiant Decors







# Royal Style



SUGGEST SHADES



PG 03 - SF



PG 20 - MR



PG 11 - SE




DB 06 SPS


11 12



*Relax Amidst  
Eminence*







*Stitches Artistry*




DB 07 MR




SUGGEST SHADES



PG 01 - PU

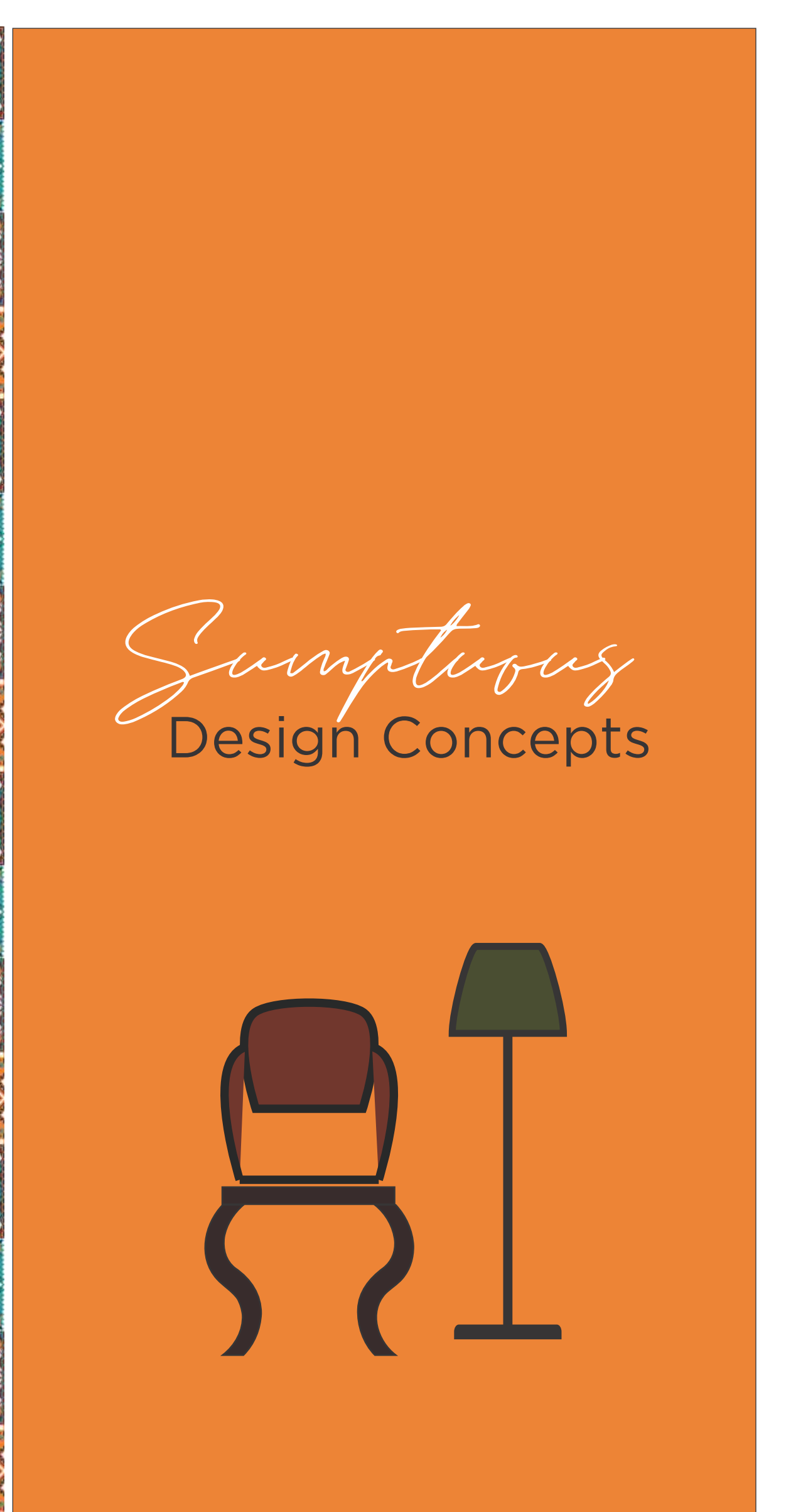


2002 SMT



PG 20 - MR

13 14



*Sumptuous*  
Design Concepts





# Luxury Square




DB 08 SPS




SUGGEST SHADES



PG 19 - SE




PG 09 - SF





PG 08 - SMT

15 16



Spectacle  
Of  
Excellence





# Rajwadi




DB 09 SPS



SUGGEST  
SHADES



PG 02 PU



PG 07 SF




2002 SE

17 18



The  
Revolution  
Of The Mind






*Conventional*



DB 10 MR




SUGGEST SHADES



PG 16 - MR




PG 03 - MR



PG 12 - SF

19 20




*Design of Dignity*




# Abstract Rhombus




SUGGEST  
SHADES



PG 04 - SE



PG 20 - MR



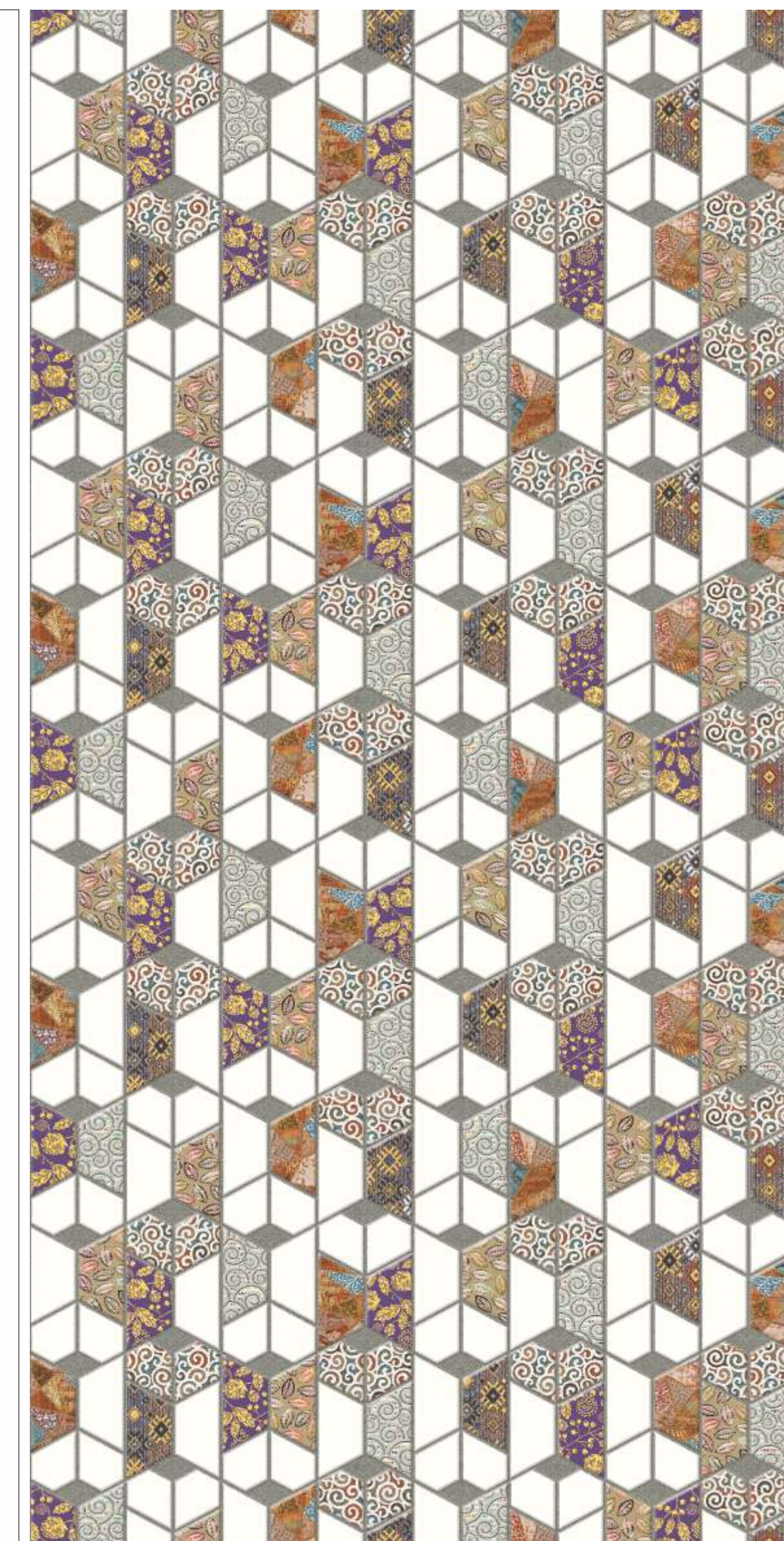
2002 SMT




DB 11 SPS



21 22



Glimmer  
*of Vague*






Freefire




DB 12 SPS




SUGGEST SHADES



2002 SE



PG 07 - SF




PG 17 - MR

23 24




Versatile  
*Textures*




# Vibrantly Square




SUGGEST  
SHADES




PG 17 - SMT



PG 16 - MR



PG 11 - SF




DB 13 SPS



25 26



Tones of  
Earthen  
*Edge*






*Modern Craft*



SUGGEST SHADES



PG 10 - PU

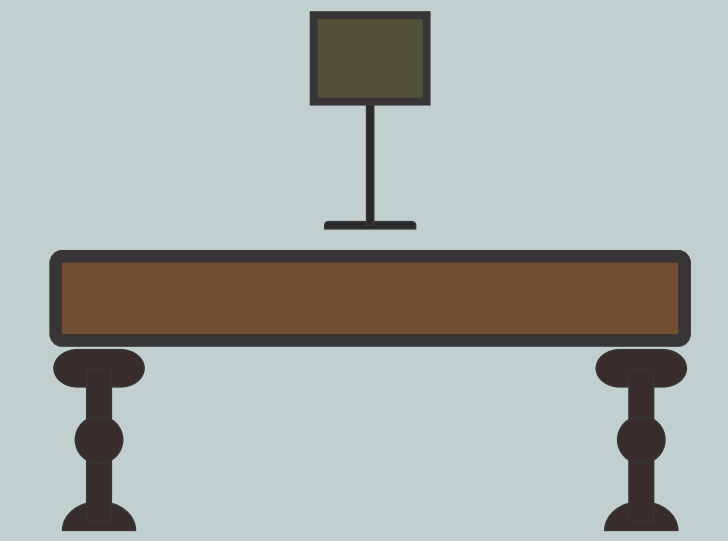


PG 12 - MR




PG 13 - SF

DB 14 SPS




*Patterns of Magnificence*






# Floral Stone




DB 15 SPS


SUGGEST SHADES



PG 12 - SF




PG 11 - MR



2002 SE



Prominent  
*& Sleek*






Feb-Stop




DB 16 RF


SUGGEST SHADES



PG 01 - PU




PG 04 - SF



PG 11 - MR




Vibrant Accents  
To Flaunt






# Unique Brick Light




DB 17 LS




SUGGEST SHADES



PG 20 - MR




PG 11 - MR




PG 04 - SF


33 34




*Simplicity Charm*  
of  
Enthusiasm




# Unique Brick Dark




SUGGEST SHADES



PG 01 - SE



2002 SMT

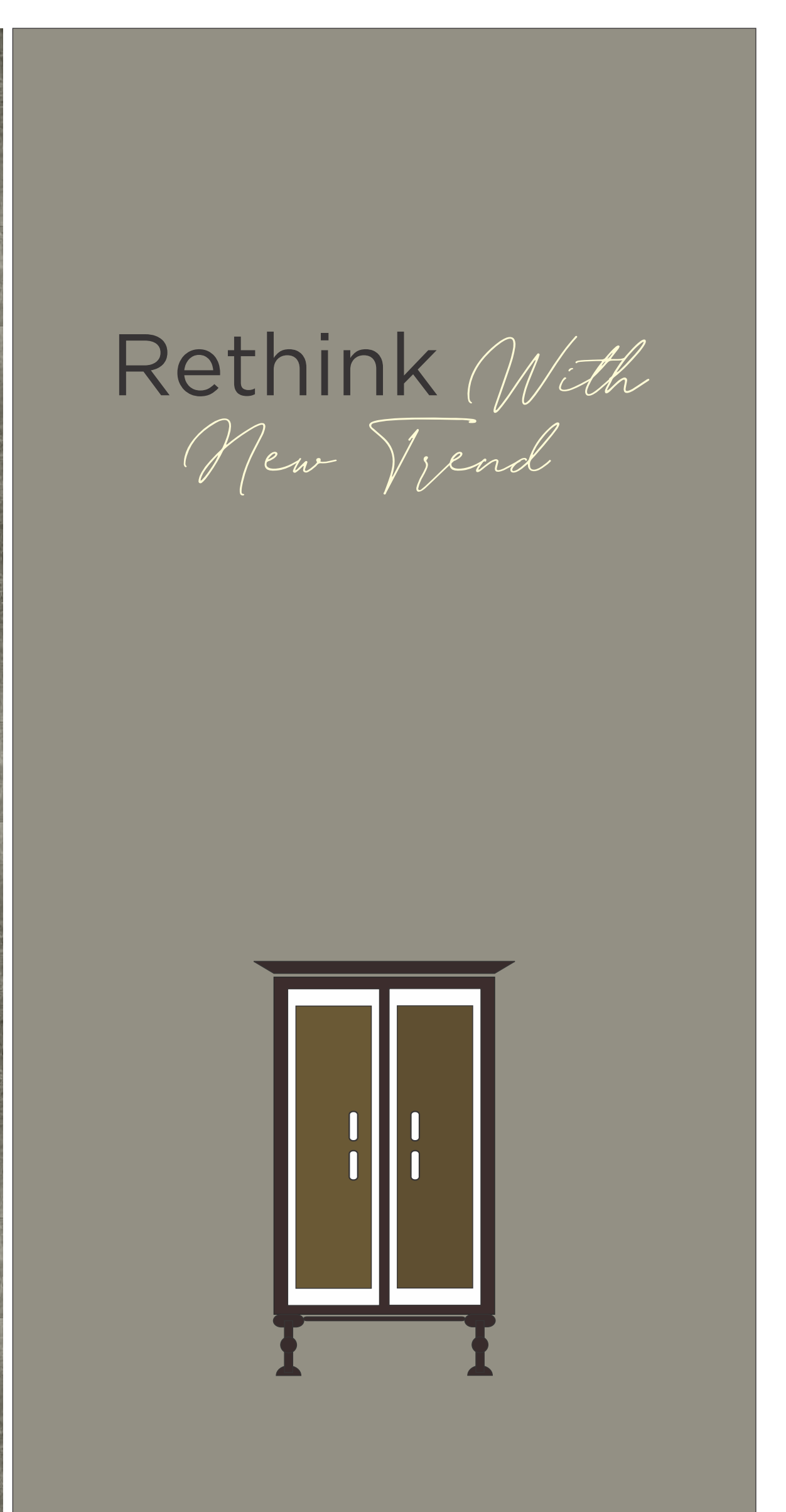


PG 10 - MR




DB 18 LS

35 36




Rethink *With*  
*New Trend*




# Brick Stone



SUGGEST  
SHADES



PG 04 - SE



2002 SMT




PG 11 - MR



DB 19 ML



37 38



Amalgamation of  
*Elegance and  
Luxury*






Febart




SUGGEST SHADES



PG 16 - SF



PG 03 - MR




2002 SMT


DB 20 SPS




39 40



Express Your  
*Fillings*







*Chevron Wood*




SUGGEST SHADES



PG 07 - SE



PG 02 - SMT



2002 MR





DB 21 RF

41 42

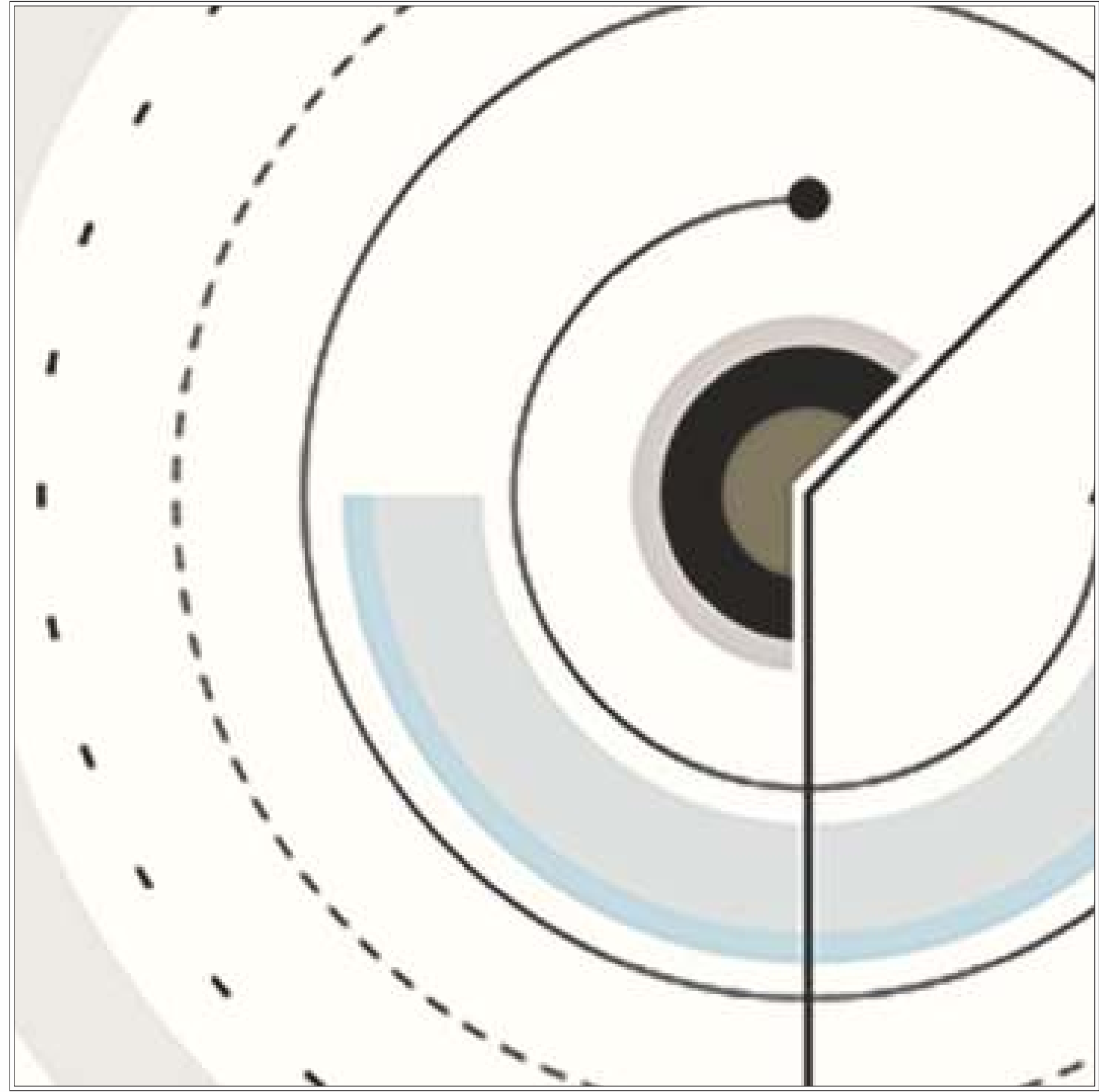


Tempting  
*Robust Style*






*Geometric Art*




DB 22 LS



SUGGEST SHADES



2002 SE




PG 06 - SF




PG 01 - MR


43 44




Regally  
*Grand Impression*








Checkerboard




SUGGEST SHADES



PG 11 - SF



2002 SE



PG 19 - MR

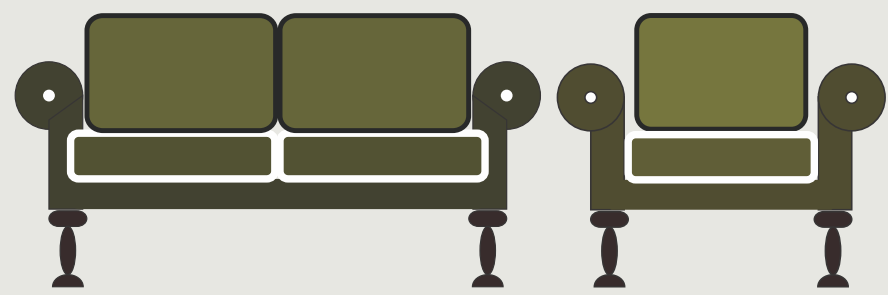


DB 23 ML

45 46




Irresistible  
Fervor




# Wood Square




SUGGEST  
SHADES



PG 19 - SF



PG 16 - MR



PG 02 SMT




DB 24 LS



47 48



*Crafted*  
for Mavens







# Raistar




SUGGEST SHADES



PG 02 - PU



PG 17 - SMT




PG 16 - MR

DB 25 SPS



49 50



*Ambience*  
That Makes  
You Feel *Lavish*




# Rhombus




SUGGEST  
SHADES



2002 SE



PG 04 - SF




PG 20 - MR



DB 26 SPS



51 52




Stunning  
in it s  
*Simplicity*



Crafton




SUGGEST SHADES



PG 20 - SF



PG 11 - SE



PG 17 - SMT



DB 27 SPS




53 54




Capture Fresh Elegance






Crystal




DB 28 LS




SUGGEST SHADES



PG 11 - SE

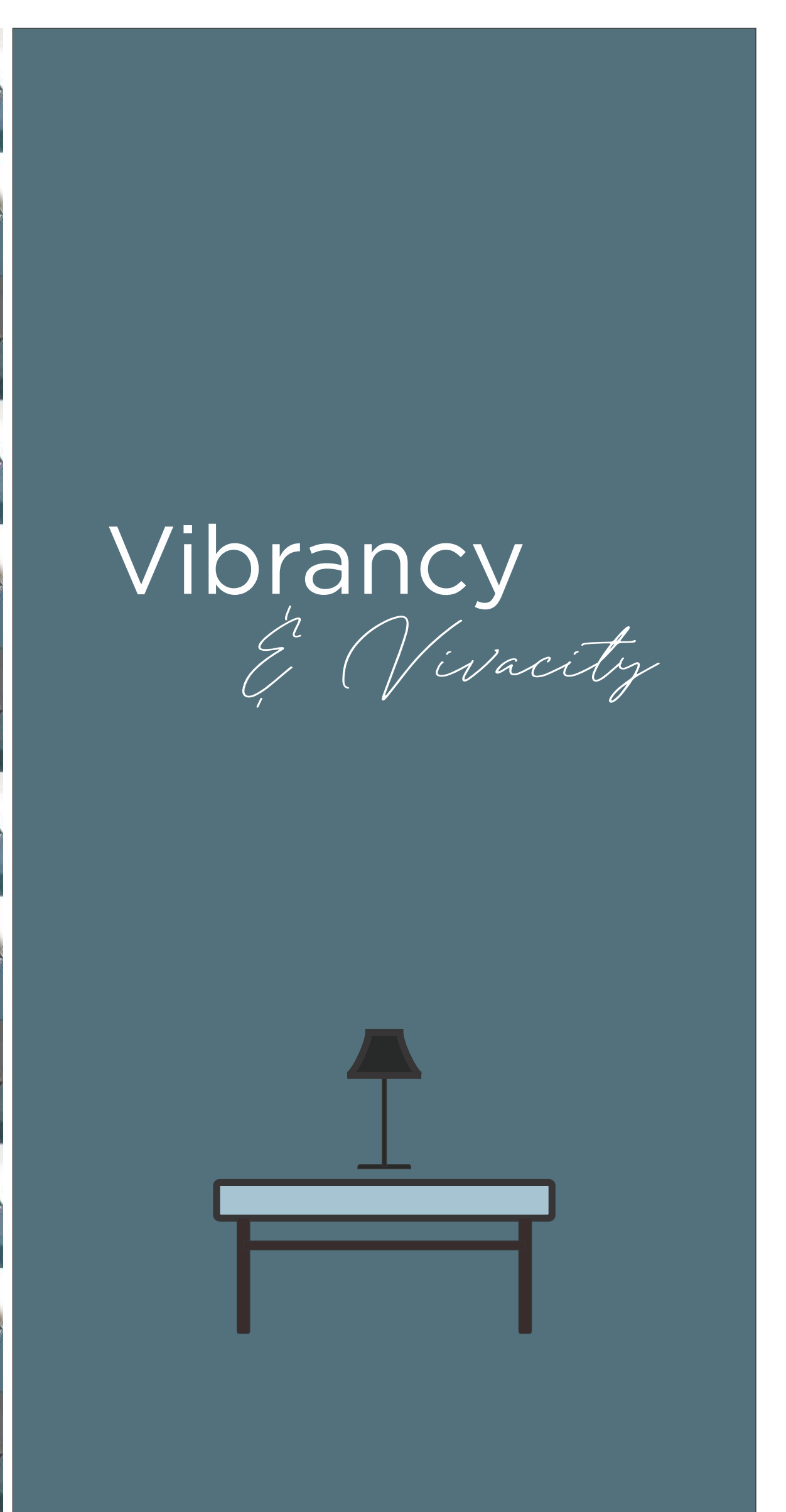



PG 02 - SF




2002 SMT

55 56



Vibrancy  
& Vivacity




# Queen Leaves Knit




SUGGEST SHADES



2002 SE



PG 07 - SF



PG 05 - MR




DB 29 SPS




57 58



*Indulge In An  
Ambience  
of Sophistication*







*Leaves Knit*




SUGGEST  
SHADES



PG 01 - PU



PG 05 - SMT



PG 06 - MR




DB 30 SPS

59 60




*Just Plain  
Grace*








Marigold



DB 31 MR


SUGGEST SHADES




PG 17 - SMT




PG 03 - MR




PG 20 - MR



Passion With Excellence






Vibrantly




DB 32 MR



SUGGEST SHADES



PG 08 - MR



PG 16 - MR




2002 MR


63 64



Essential Style



# SOLID COLOR PU *Finish*



PG 01 - PU



PG 2002 - PU



PG 02 - PU



PG 05 - PU




PG 06 - PU




PG 10 - PU


# SOLID COLOR SE *Finish*



PG 01 - SE



PG 11 - SE




2002 SE



PG 04 - SE



PG 07 - SE



PG 19 - SE


# SOLID COLOR SMT *Finish*




PG 05 - SMT




PG 08 - SMT



PG 06 - SMT



PG 14 SMT



2002 SMT



PG 17 - SMT




PG 10 SMT




PG 02 SMT

# SOLID COLOR MR *Finish*



PG 04 - MR



PG 05 - MR



PG 06 - MR




PG 01 - MR



PG 02 - MR




PG 03 - MR



PG 07 - MR



PG 08 - MR




PG 09 - MR



PG 10 - MR



PG 11 - MR



PG 12 - MR

# SOLID COLOR MR *Finish*



PG 13 - MR



PG 14 - MR



PG 15 - MR



PG 16 - MR



PG 17 - MR




PG 18 - MR



PG 20 - MR



PG 19 - MR



2002 MR

Grab The  
*Attention*



# SOLID COLOR SF *Finish*




PG 01 - SF




PG 02 - SF



PG 03 - SF




PG 04 - SF




PG 05 - SF



PG 06 - SF



PG 07 - SF



PG 08 - SF



PG 09 - SF



PG 10 - SF



PG 11 - SF



PG 12 - SF




PG 13 - SF



PG 14 - SF



PG 15 - SF



PG 16 - SF




PG 17 - SF



PG 18 - SF



PG 19 - SF



PG 20 - SF

*Anything*  
But Ordinary





## TECHNICAL SPECIFICATION

Sr. No.	Properties	Unit	Requirement as per IS 2046:1995* Type S, VGS	Rosewood confirms
1	Thickness	mm	1+/-0.1	✓
2	Resistance to surface wear	Revolutions (Min.)	350 (Min.)	✓
3	Resistance to immersion in boiling water <ul style="list-style-type: none"> <li>• Mass increase</li> <li>• Thickness increase</li> <li>• Appearance</li> </ul>	% (Max.) % (Max.) Grade (Min.)	10.0 11.8 4	✓ ✓ ✓
4	Resistance to dry heat at 180°C	Grade (Min.)	4	✓
5	Dimension stability at elevated temperature <ul style="list-style-type: none"> <li>• Longitudinal</li> <li>• Transverse</li> </ul>	% (Max.) % (Max.)	0.55 1.025	✓ ✓
6	Dimension stability at 20°C <ul style="list-style-type: none"> <li>• Longitudinal</li> <li>• Transverse</li> </ul>	% (Max.) % (Max.)	0.375 0.6	✓ ✓
7	Resistance to impact by small diameter ball	'N' (Min.)	20	✓
8	Resistance to cracking	Grade (Min.)	4	✓
9	Resistance to scratching	'N' (Min.)	2	✓
10	Resistance to staining	Reagent 1+2 (Min.) Reagent 3+4 (Min.)	5 4	✓ ✓
11	Resistance to colour change <ul style="list-style-type: none"> <li>• In xenon arc light</li> <li>• In enclosed carbon arc light</li> </ul>	Wool standard (Min.) Wool standard (Min.)	6 5	✓ ✓
12	Resistance to cigarette burns	Grade (Min.)	3	✓
13	Resistance to steam	Grade (Min.)	4	✓
14	Appearance		Free from foreign particles	✓

\* All Tests may not valid for embossed, high gloss & metallic (PG) laminates

## PRODUCT INFORMATION AND WARRANTY

Technical Name	Decorative High Pressure Laminate
Size	1220 mm X 2440 mm (8' X 4')
Thickness	1 mm (Other thicknesses may available on request)
Quality Standard	Accomplish requirements of IS: 2046 (BIS)
Warranty	Dazzle Berry warrants that their products are free from any manufacturing defects and is suitable to utilize for normal and usual purpose only. It is recommended that the product should be inspected prior to installation. If found any visual defects, the product should not be used, cut or altered in any manner. Warranty will be limited to cost of the products only and no claims will be entertained after fixing, alteration or used of the product.
Note	Samples presented are indicative in all aspects i.e., colour, pattern, surface finish, thickness, etc. High gloss sheets are recommended for vertical application only. Other Combinations of colour, pattern and surface finish are available on special request.

### Protecting the surface

#### Scratch and Impact Protection

Don't place lighted cigarettes directly on laminate surface. Knives or other sharp utensils may slice or scratch the surface. Don't chop, slice, pound or hammer on any laminate surface. Avoid ironing or placing a hot iron on laminate surface. Hot cookware should not be placed directly on laminate surface. Heavy blows of hammer or metal may crack the laminate surface.

#### Ordinary Cleaning

In most cases, only need to use a clean, damp, non-abrasive cotton cloth and a mild liquid detergent or household cleaner and rinse with clean water. Don't flood the laminate since water can be absorbed and results substrate to swell. Dry the surface with a soft, clean and non-abrasive cotton cloth.

#### Chemical Damage

Never use cleaners containing acid, alkali or sodium hypochlorite. These cleaners will mar, etch, corrode and permanently discolour the laminate surface. Also make sure that bottles, rags and other materials contaminated with these cleaners never come in contact with the laminate surface.

### Direction of use

Before using laminate please ensure that the surface of plywood and laminate are clean, dry and free of other contaminations.

Please well stir adhesive before use and don't add water in it. Also ensure that applied adhesive is sufficient or not?

Once laminate pasted on plywood surface don't forget to apply adequate pressure for perfect bonding. To remove air bubble from assembly use roller press from centre of assembly towards edge of assembly.

A gap of minimum 2 mm should be maintained between two laminates while pasting side by side.

