

8-A, National Highway, Matel Road,
Nr. Amardham Temple, Matel - 363 622,
Tal. Wankaner, Dist. Morbi (Gujarat) INDIA

Cell : +91 87586 44044
Email : rosewood.lam@gmail.com

www.rosewoodlaminates.com



COLLECTION





*Yes. that's what we aim for every single day at our work.
It's our mission to create an endless variety of surface
makeup that will simply change the face of any space with
unbelievable designs, incredible textures and enchanting styles.*



WE ARE

It takes passion and persistent endeavours to outperform the competition and set new benchmarks. It takes deep-rooted commitment and constant innovation to set the new bar for others to feel challenged. Since its inception, the values of passion, persistence and commitment to innovation and research have become the identity of Rosewood Laminates. With a great thrust on technology and research, Rosewood Laminates has been successfully catering to the varied and vibrant industry demands and has become a preferred choice for leading builders, interior designers and architects for their dream projects.

Once again Rosewood Laminates establishes a notch above the bar of quality, craft and creativity with RANWOOD - A Collection that pays a beautiful tribute to awe-inspiring and amazing nature with rich textures and opulent designs. Designed contained in this catalogue epitomizes the class, splendour and sophistication with its superlative finishes. Infused with refreshing designs to suit urban and contemporary surface styling, Ranwood Collection is imprinted with quality and durability promise from the Rosewood. An ideal choice to lend a touch of glamour and grandeur to any project, Ranwood Collection will allow your creativity to touch the new summit of innovation.





RANWOOD[™]
LAMINATES

S

&

S

S&S is an collection to give you the most advanced design language for your interior projects that will translate your intangible dreams into tangible reality

STYLE
LIFE



STATUS

Symphony Of Style & Status



Let your space wear
the timeless and
tasteful fashion everyday



APPLICATION



Kitchen



Furniture



Hospital



Bathroom



Hotel



Super Market



Office



Industrial

FEATURES



Anti Fingerprint



Abrasion Resistant



Easy To Clean



Soft Touch



Extremely Safe



Resistance To Heat



Anti Bacterial



Lightfastness




Scan QR Code for
360° View

A 360 view interior allows you to explore a space or object from every angle. This technology is commonly used in the interior industry to showcase the interior of living.





STYLE ICON

KOREAN WOOD	01	CUT TREE LOG	41
IRON STONE	05	HORIZONTAL BRUSH	43
VERTICAL OAK	09	SLATE EFFECT	47
DRY MATT	13	NOOM BARK	49
MARSH LAND	17	HARD ROCK	50
MICRO FLUTE	18	SAW CUT	51
VERTICAL FLUTE	19	ABSOLUTE MATT	53
VERTICAL VENZA	21	HIGH GLOSS	61
VENEER LINE	23	ROSEMARY	78
DEEP OAK	25	HG PLAIN COLOR	79
LAVA STONE	29	CORE GLOSS	83
NORDIK RUSTIC LINE	33	CORE MATT	84
DOMESTIC HARDWOOD	35	SUEDE FINISH	85
NATURAL VENEER	37	SF PLAIN COLOR	96
CANYON OAK	39		



4057 KW

Salop Teak 



4058 KW

Light Oak 




4059 KW

Brown Oak 




4070 KW

Pine Wood 



4068 KW

Zambia Dark Wood 




4055 KW

Oak Light Grey 




4056 KW

Oak Dark Grey 



3010 IS

Torano White Marble




3021 IS

Black Forest Marble



Now, justify your designation

at the top, you won't select anything less than a masterpiece, right?




3007 IS

Kalhari Light Grey




3008 IS

Kalhari Dark Grey



3001 IS


Blaustein Blue




3025 IS

Italian Marbel






4070 VO

Pine Wood 





4058 VO

Light Oak 



4057 VO

Salop Teak 



4059 VO

Brown Oak 




4055 VO

Oak Light Grey



Soul of your
space design

everything else will come alive
when you go for this quintessential



4056 VO

Oak Dark Grey





4098 DM

Yalta Cherry



4099 DM

Catalonia Ruster



4067 DM

Zambia Light Wood



4068 DM

Zambia Dark Wood






15

16




Because you never compromise

If the tradition of timeless beauty is your goal,
This is the right player



4126 DM


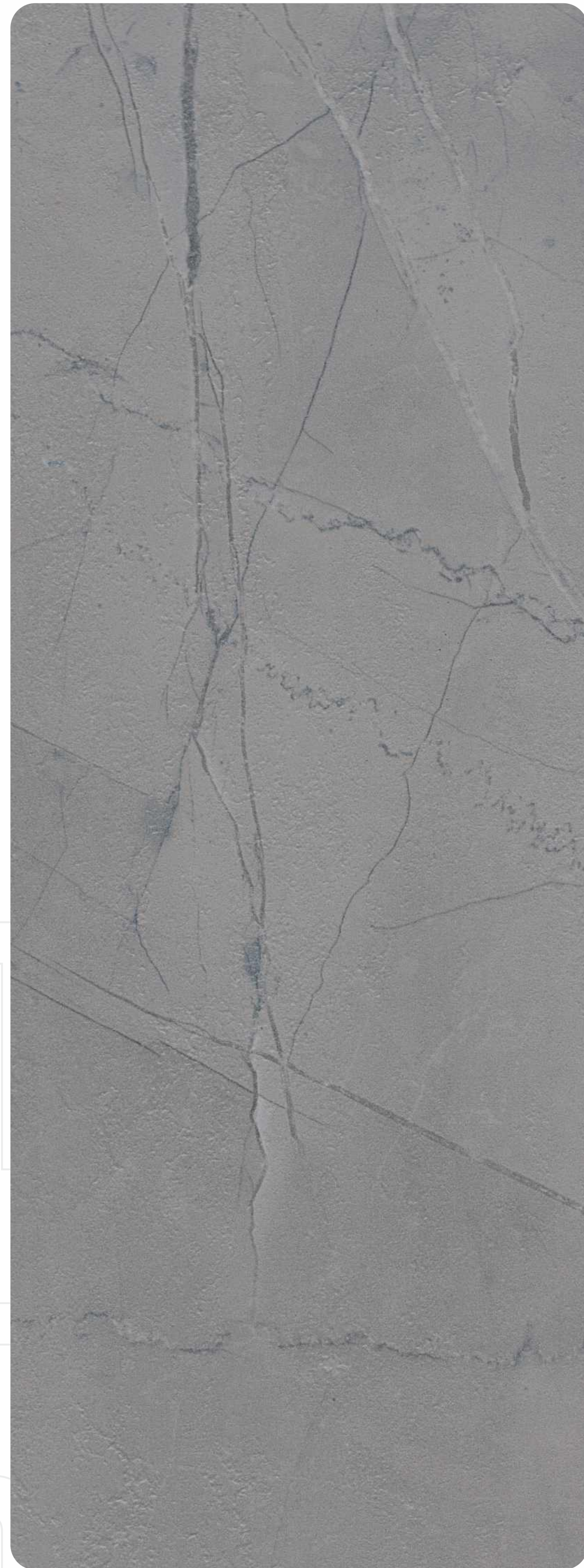
Natural White Wood



4127 DM

Flexco Natural Wood





3010 MF

Torano White Marble

3001 MF

Blaustein Blue

3007 ML


Kalhari Light Grey

3008 ML

Kalhari Dark Grey

3025 MF

Italian Marbel



3019 VF

Onix Light



Colors of life,
for life

The incredible natural tone
that is in close proximity of life.



3007 VF


Kalhari Light Grey



3008 VF


Kalhari Dark Grey





4099 VV

Catalonia Ruster



4127 VV

Flexco Natural Wood

4055 VV

Oak Light Grey

4056 VV

Oak Dark Grey

STAR




4002 VL

Swiss Walnut




The star performer

Always on the duty to please countless people every day, without any demand.




2002 VL

Egg White




4034 VL

Bubinga Wood Dark



4024 VL


Wamara Walnut



4035 VL


Bubinga Wood Light





4029 DO

Curtis Light



4030 DO

Curtis Brown



It's time of your space

Now is the moment when you can let your space have good time.




4125 DO

Taupeoak Grey



Timeless beauty,
ageless charm

A sensorial bonanza, this will give
more value than its price tag.




2002 DO

Egg White




4038 DO

Lawcris Dark



4050 DO

Mahogany Wood




4048 DO

Carson Brown



STAR
LIFE




3001 LS

Blaustein Blue




YES,
it's just a
surface element

But it does more than its job description.
Like making people go crazy over it.



2002 LS


Egg White



3003 LS

Blue Fabric






3005 LS

Monagolia Light




9006 LS (PG)

Copper Stone



3006 LS


Mongolia Grey



3016 LS

Solid Beton Dark






4049 NRL

French Oak




4125 NRL

Taupeoak Grey



4124 NRL

Taupeoak Light



4086 NRL


Brown Saple



3006 NRL

Mongolia Grey





4046 DH

Face Veneer



4034 DH

Bubinga Wood Dark



9254 DH (PG)


Synchronize Wood



4027 DH

Cherry Hard Wood






4086 NV

Brown Sapele




Bring in that wow factor

With incredible beauty coming to life every day, you won't stop cheering and clapping.



2002 NV

Egg White



4096 NV


Canyon Oak





Turn strangers into friends

Let them experience your wonderful space and become lifelong admirers.




4033 CO

Saxony Oak



4046 CO

Face Veneer



4028 CO


Pecan Wood






4035 CTL

Bubinga Wood Light




4034 CTL

Bubinga Wood Dark



4046 CTL

Face Veneer



4027 CTL

Cherry Hard Wood





4035 HB (HZ)

Bubinga Wood Light



4006 HB (HZ)


Ranwood Special



3003 HB (HZ)

Blue Fabric






4045 HB (HZ)

Omsk Pine



Your chance to be proud

Let the world pour appreciation about your smart choice and great taste



4027 HB (HZ)

Cherry Hard Wood




Elevate some benchmarks

Raise the bar for your space, form and the symbiotic relation between the two.



3002 SE

Grey Fabric



2002 SE

Egg White



3003 SE

Blue Fabric



9004 SE (PG)

White Stone



9006 SE (PG)

Copper Stone




9005 SE (PG)


Grey Stone





4026 NB

Fichte Wood 





4085 HR

White Sapele 





4012 HR

Original Dark 




4096 NB

Canyon Oak 




4086 HR

Brown Sapele 



4002 HR

Swiss Walnut 



4062 SC

Brown Teak




4060 SC

Light Teak



9228 SC (PG)

American Walnut



4002 SC

Swiss Walnut



4104 SC


Cutwood Grey





4067 AM

Zambia Light Wood



Elements of rare ambiance


Switch the mood of any space with this style statement and step back in awe.



4068 AM

Zambia Dark Wood






4057 AM

Salop Teak



4070 AM

Pine Wood



4099 AM

Catalonia Ruster



9254 AM (PG)

Synchronize Wood



4024 AM

Wamara Walnut






3010 AM

Torano White Marble



Surrender to the superlative

It's not what goes into the design, It's what comes out of it. Feel it.



3025 AM

Italian Marbel



9224 AM (PG)


Sonara Light






4085 AM

White Sapele



4002 AM

Swiss Walnut



4086 AM

Brown Sapele



9228 AM (PG)

American Walnut






3021 HG

Black Forest Marble



Icon of your social status

Create a completely new perspective about the world that you've build



3010 HG

Torano White Marble





3007 HG

Kalhari Light Grey




3019 HG

Onix Light



3008 HG

Kalhari Dark Grey



3025 HG

Italian Marbel






4058 HG

Light Oak



4059 HG

Brown Oak




4057 HG

Salop Teak



Fascination redefined again

Feel the power of a meticulous mix of design, creativity, and a little bit of genius



4126 HG

Natural White Wood




4068 HG

Zambia Dark Wood



4067 HG

Zambia Light Wood



4127 HG

Flexco Natural Wood



4098 HG

Yalta Cherry



4099 HG

Catalonia Ruster





9004 HG (PG)

White Stone



9005 HG (PG)

Grey Stone



9251 HG (PG)

Silver Marple Light



9253 HG (PG)

Silver Marple Black



9006 HG (PG)

Copper Stone



9048 HG (PG)

Faux Brown



9046 HG (PG)

Faux White



9252 HG (PG)

Silver Marple Glod





4125 HG

Taupeoak Grey



4124 HG

Taupeoak Light




3005 HG

Mongolia White




3006 HG

Mongolia Grey




9254 HG (PG)

Synchronize Wood



3001 HG

Blaustein Blue




3003 HG

Blue Fabric






4006 HG

Ranwood Special 





4048 HG

Carson Brown 



9224 HG (PG)

Sonara Light 



4096 HG

Canyon Oak 



4049 HG

French Oak 



4034 HG

Bubinga Wood Dark



4046 HG

Face Veneer



4050 HG

Mahogany Wood



4054 HG

Advantage Brown



4035 HG

Bubinga Wood Light



4044 HG

Birch Wood






9001 HG (PG)

Marigold White 




9002 RM (PG)

Marigold Black 



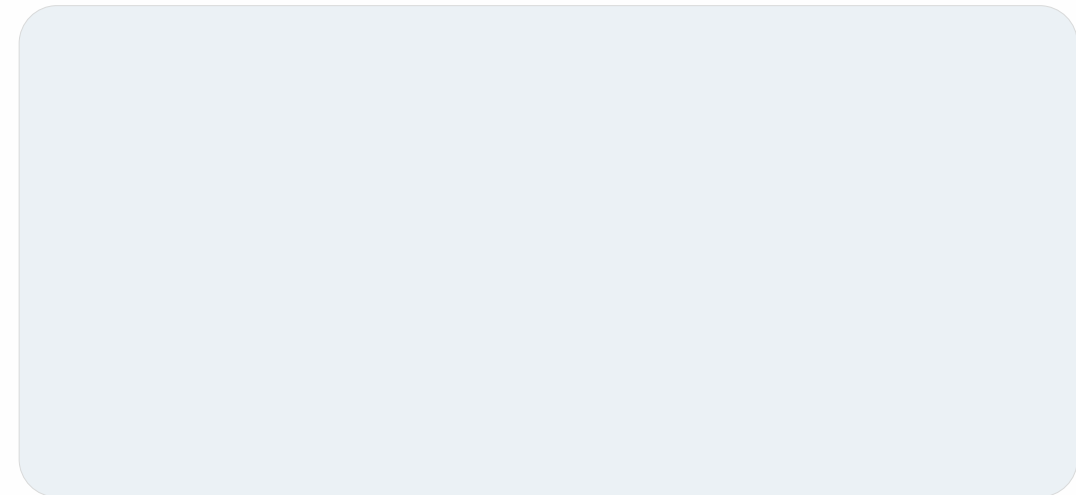
9002 HG (PG)

Marigold Black 



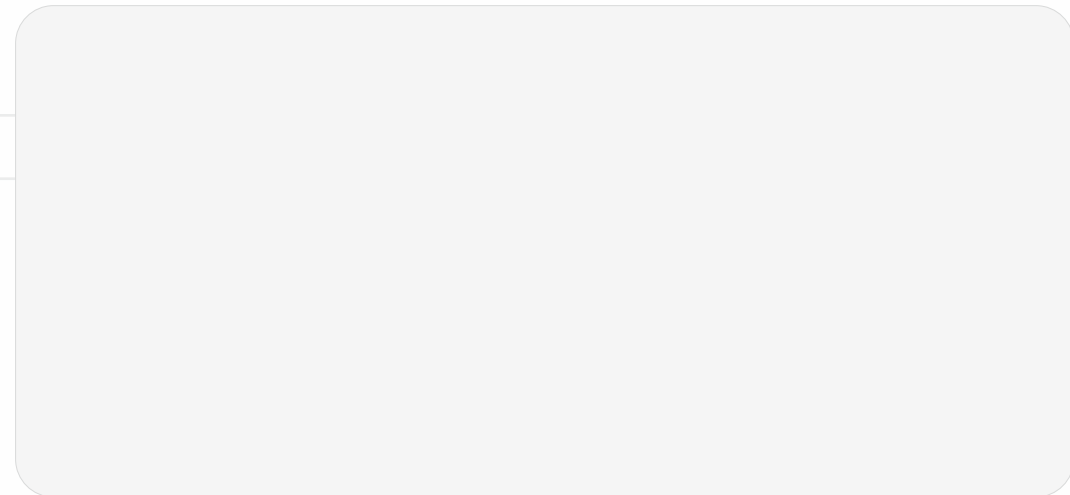
9001 RM (PG)

Marigold White 




2005 HG

White



2002 HG

Off White




2013 HG

Frosty Cream



2014 HG

Spice Beige



2010 HG

Light Grey



2007 HG

Silver Grey

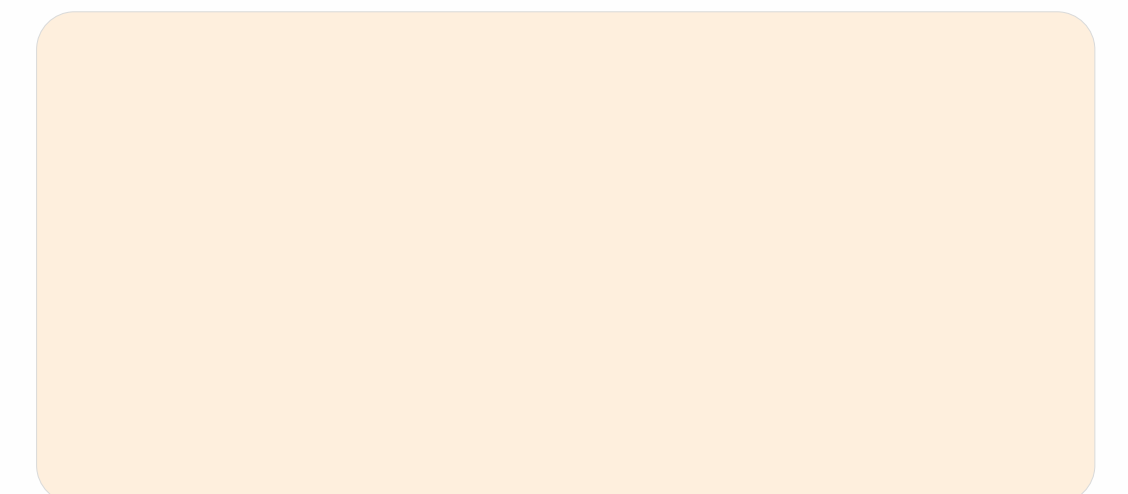


2015 HG

Black

Absolutely amazing mystery of shade

whenever in search of spatial balance, go for the shade that talks to your eyes first.



2003 HG

Cream



2008 HG

Warm Grey



2009 HG

Infinity Grey



2019 HG

Dawn



2018 HG

Cider



2012 HG

Iron Grey




2011 HG

Steel Grey



2016 HG

Coffee



2017 HG

Brown

Blame it on your refined taste

Whenever you instantly pick up the wheat from the chaff. Won't you?

HG PLAIN COLOR

STATUS

S2
Symphony Of Style & Status

RANWOOD
LAMINATES



2020 HG

Ocean Blue



2021 HG

Bright Blue



2045 HG

Lemon Yellow



2051 HG

Fanta



An eclectic eye candy

always treat your eyes with the maximum care.
Give them some fascination.



2052 HG

Orange



2025 HG

Red



2037 HG

Pista Green



2038 HG

Mint Green



2040 HG

Mustard Green



2039 HG

Parrot Green



2030 HG

Lady Pink



2041 HG

Royal Green



2042 HG

Aqua Green



2033 HG

Purple



2031 HG


Black Currant

A high-caliber extravaganza

an ensemble of shades that set you
apart from the whole world.


CORE GLOSS

STRAIGHT



2005 CCHG

White



2002 CCHG

Off White



2010 CCHG

Light Grey



2011 CCHG

Steel Grey




2015 CCHG

Black




CORE MATT




2005 CCMT

White




2002 CCMT

Off White




2010 CCMT

Light Grey



2011 CCMT


Steel Grey



2015 CCMT

Black


SOLID COLOR LAMINATE



Core with its solid colour throughout is ideal for use in high traffic areas, offering vast potential for innovative and stylish interiors in residential & commercial application such as counters, reception desks and furniture can be enhanced with special inlay effects and sharp edging details.


Core has a thorough and consistent Decor paper which means that when the laminate loses the top layer, a similar layer of color below the original layer takes it's place.

The continuous colour eliminates the dark lines associated with conventional laminate edges and allows chamfered edges on tops.







4002 SF

Swiss Walnut 




4006 SF

Ranwood Special 




4030 SF

Curtis Brown 




4029 SF

Curtis Light 



4012 SF

Original Dark 




4026 SF

Fichte Wood 



4033 SF

Saxony Oak 




4028 SF

Pecan Wood 




4024 SF

Wamara Walnut 




4027 SF

Cherry Hard Wood 



4034 SF

Bubinga Wood Dark 



4035 SF

Bubinga Wood Light 




4037 SF

Lawcris White



4038 SF

Lawcris Dark



4047 SF

Carmel Ash



4045 SF

Omsk Pine



4039 SF

Morado Light



4040 SF

Morado Dark



4049 SF

French Oak



4048 SF

Carson Brown



4044 SF

Birch Wood




4046 SF

Face Veneer



9252 SF (PG)

Silver Marple Glod



4143 SF

Steam Beech




4054 SF

Advantage Brown



9251 SF (PG)

Silver Marple Light




4141 SF

Bavarian Beech



4050 SF

Mahogany Wood




9254 SF (PG)

Synchronize Wood



9253 SF (PG)


Silver Marple Black



4142 SF


Cherry Beech






4086 SF

Brown Sapele




4085 SF

White Sapele




4062 SF

Brown Teak



4060 SF

Light Teak



4096 SF

Canyon Oak



4104 SF

Cutwood Grey




4079 SF

Acacia Light




4080 SF

Acacia Dark




9224 SF (PG)

Sonara Light




9228 SF (PG)

American Walnut



4082 SF

Hard Meple Teak



4063 SF

Nayana Teak





3006 SF

Mongolia Grey



3005 SF

Monagolia Light



9004 SF (PG)

White Stone



9046 SF (PG)

Faux White



9006 SF (PG)

Copper Stone



9048 SF (PG)

Faux Brown



3002 SF

Grey Fabric



3003 SF

Blue Fabric



9005 SF (PG)

Grey Stone



3016 SF

Solid Beton Dark



SUEDE FINISH



4124 SF Taupe Oak White



4125 SF Taupe Oak Grey



9001 SF (PG) Marigold White



9002 SF (PG) Marigold Black





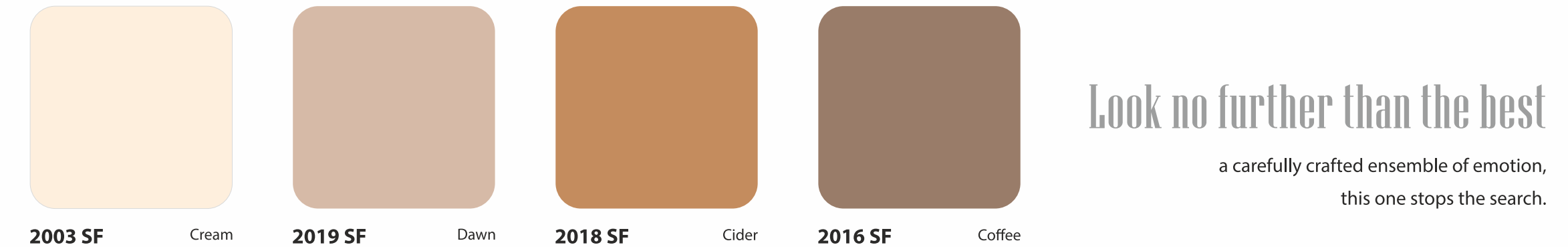



4006 SF (HZ) Ranwood Special



4027 SF (HZ) Cherry Hard Wood

SF PLAIN COLOR



Look no further than the best

a carefully crafted ensemble of emotion,
this one stops the search.



INDEX

DESIGN NO.	FINISH	PAGE NO.
2002	SF	96
2002	CCMT	84
2002	CCHG	83
2002	HG	79
2002	SE	47
2002	NV	38
2002	LS	30
2002	DO	27
2002	VL	23
2003	SF	96
2003	HG	80
2005	SF	96
2005	CCMT	84
2005	CCHG	83
2005	HG	82
2005	HG	79
2007	HG	79
2008	HG	79
2009	HG	79
2010	SF	96
2010	CCMT	84
2010	CCHG	83
2010	HG	79
2011	SF	96
2011	CCMT	84
2011	CCHG	83
2011	HG	79
2012	SF	96
2012	HG	79
2013	HG	80
2014	HG	80
2015	SF	96
2015	CCMT	84
2015	CCHG	83
2015	HG	79
2016	SF	96
2016	HG	80
2017	SF	96
2017	HG	80
2018	SF	96
2018	HG	80
2019	SF	96
2019	HG	80
2020	SF	96
2020	HG	81
2021	SF	96
2021	HG	81
2025	SF	96
2025	HG	82
2026	SF	96
2026	HG	82
2030	SF	96
2030	HG	82
2031	SF	96
2031	HG	82
2033	SF	96
2033	HG	82
2037	SF	96
2037	HG	81
2038	SF	96
2038	HG	81
2039	SF	96
2039	HG	81
2040	SF	96
2040	HG	81
2041	SF	96
2041	HG	81
2042	SF	96
2042	HG	81
2045	HG	82
2045	SF	96
2051	SF	96

DESIGN NO.	FINISH	PAGE NO.
2051	HG	82
2052	SF	96
2052	HG	82
3001	HG	72
3001	LS	29
3001	MF	18
3001	IS	8
3002	SF	93
3002	SE	47
3003	SF	93
3003	HG	72
3003	SE	47
3003	HB (HZ)	44
3003	LS	30
3005	SF	93
3005	HG	72
3005	LS	31
3006	SF	93
3006	HG	72
3006	NRL	34
3006	LS	31
3007	HG	63
3007	VF	20
3007	ML	17
3007	IS	7
3008	HG	63
3008	VF	20
3008	ML	17
3008	IS	7
3010	HG	62
3010	AM	57
3010	MF	18
3010	IS	6
3016	SF	94
3016	LS	32
3019	HG	64
3019	VF	19
3021	HG	61
3021	IS	6
3025	HG	64
3025	AM	58
3025	MF	18
3025	IS	8
4002	SF	85
4002	AM	60
4002	SC	52
4002	HR	50
4002	VL	23
4006	SF (HZ)	95
4006	SF	85
4006	HG	73
4006	HB (HZ)	44
4012	SF	85
4012	HR	50
4024	SF	85
4024	AM	56
4024	VL	24
4026	SF	85
4026	NB	49
4027	SF (HZ)	95
4027	SF	85
4027	HB (HZ)	46
4027	CTL	42
4027	DH	36
4028	SF	86
4028	CO	40
4029	SF	86
4029	DO	26
4030	SF	86
4030	DO	26
4033	SF	86
4033	CO	39

DESIGN NO.	FINISH	PAGE NO.
4034	SF	86
4034	HG	75
4034	CTL	41
4034	DH	35
4034	VL	23
4035	SF	86
4035	HG	76
4035	HB (HZ)	43
4035	CTL	41
4035	VL	24
4037	SF	87
4038	SF	87
4038	DO	28
4039	SF	87
4040	SF	87
4044	SF	89
4044	HG	76
4045	SF	88
4045	HB (HZ)	46
4046	SF	89
4046	HG	76
4046	CTL	42
4046	CO	40
4046	DH	36
4047	SF	88
4048	SF	88
4048	HG	73
4048	DO	28
4049	SF	88
4049	HG	74
4049	NRL	33
4050	SF	89
4050	HG	76
4050	DO	28
4054	SF	89
4054	HG	75
4055	VV	21
4055	VO	11
4055	KW	4
4056	VV	21
4056	VO	12
4056	KW	4
4057	HG	66
4057	AM	55
4057	VO	9
4057	KW	1
4058	HG	66
4058	VO	10
4058	KW	2
4059	HG	66
4059	VO	10
4059	KW	2
4060	SF	92
4060	SC	51
4062	SF	92
4062	SC	51
4063	SF	92
4067	HG	68
4067	AM	53
4067	DM	14
4068	HG	68
4068	AM	54
4068	DM	14
4068	KW	3
4070	AM	55
4070	VO	9
4070	KW	3
4079	SF	92
4080	SF	92
4082	SF	92
4085	SF	91
4085	AM	59

DESIGN NO.	FINISH	PAGE NO.
4085	HR	50
4086	SF	91
4086	AM	59
4086	HR	50
4086	NV	37
4086	NRL	33
4096	SF	91
4096	HG	74
4096	NB	49
4096	NV	38
4098	HG	68
4098	DM	13
4099	HG	68
4099	AM	56
4099	VV	22
4099	DM	13
4104	SF	91
4104	SC	52
4124	SF	95
4124	HG	71
4124	NRL	34
4125	SF	95
4125	HG	71
4125	NRL	34
4125	DO	27
4126	HG	67
4126	DM	16
4127	HG	67
4127	VV	22
4127	DM	16
4141	SF	90
4142	SF	90
4143	SF	90
9001	SF (PG)	95
9001	RM (PG)	78
9001	HG (PG)	77
9002	SF (PG)	95
9002	RM (PG)	78
9002	HG (PG)	77
9004	SF (PG)	94
9004	HG (PG)	69
9004	SE (PG)	48
9005	SF (PG)	94
9005	HG (PG)	69
9005	SE (PG)	48
9006	SF (PG)	94
9006	HG (PG)	69
9006	SE (PG)	48
9006	LS (PG)	32
9046	SF (PG)	94
9046	HG (PG)	70
9048	SF (PG)	94
9048	HG (PG)	69
9224	SF (PG)	91
9224	HG (PG)	74
9224	AM (PG)	58
9228	SF (PG)	91
9228	AM (PG)	60
9228	SC (PG)	52
9251	SF (PG)	90
9251	HG (PG)	70
9252	SF (PG)	90
9252	HG (PG)	70
9253	SF (PG)	90
9253	HG (PG)	70
9254	SF (PG)	89
9254	HG (GP)	71
9254	AM (PG)	56
9254	DH (PG)	35

TECHNICAL



PROPERTIES	Specified Values as per IS:2046-1995	VERIFIED
Thickness	1.00 mm (± 10%)	✓
Resistance to Surface wear	350 (Revolutions)	✓
Resistance to immersion in boiling water		✓
-Mass increase (%)	10.0% (Maximum)	✓
-Thickness increase (%)	11.8% (Maximum)	✓
Resistance to dry heat 180°C	Not worse than 4	✓
Dimensional Stability at deviated temperature		✓
-Longitudinal (%)	0.5% (Maximum)	✓
-Transverse (%)	0.9% (Maximum)	✓
Dimensional Stability at 20°C		✓
-Longitudinal (%)	0.375% (Maximum)	✓
-Transverse (%)	0.600% (Maximum)	✓
Resistance to impact by small diameter ball	20 N (Minimum)	✓
Resistance to cracking	Not worse than 4	
Resistance to scratching	2N (Minimum)	✓
Resistance to staining	Not worse than 5	✓
Resistance to color change (Wool standard)		✓
-In xenon arc light	Not worse than 6	✓
-In enclosed carbon arc light	Not worse than 5	✓
Resistance to cigarette burns	Not worse than 3	✓
Resistance to steam	Not worse than 4	✓
Appearance	should be free from foreign particals	✓



Do not use active acidic chemicals or sharp / wired brushes for cleaning the HPL Laminates surfaces




Avoid Direct sunlight / continuous light from the HPL Sheet These may cause to color fading due to UV Rays




Extra care required in vertical pasting of Laminated sheet as there is possibility of bubbles due to lack of uniform pressure



Cracking at corners & around cuts may be caused by improper conditioning, improper bonding, poor planning. Avoid all these to prevent cracking at corners.



NO CLAIM WILL BE ENTERTAINED FOR AIR BUBBLES



NO CLAIM WILL BE ENTERTAINED FOR CRACKING ARISING OUT OF GROOVE CURRYING OR L SHAPE

General Information :

Product	: High Pressure Decorative Laminated Sheets
Size	: 2440mm x 1220mm (8x4 Feet)
Thickness	: 1mm (other thickness available on request)
Quality Standard	: Design base paper are genuine imported. Use of best quality kraft paper. Use of 100% melamine resin and 100% phenolic resin. Use of best chemicals and raw material for better flexibility & durability.
Limited Warranty	: Ranwood warrants that its products are reasonably free from manufacturing defects. The products when properly used, will comply, with normal deviations, to related manufacturing specification. It excludes damage resulting from accidents, abuse or lock of care, improper use, or alterations. We recommend doing a proper inspection of the product before installation and our liability is limited to the extent of the cost of the product only. Ranwood laminates are used for various applications, without possibility of control over the manufacturing of the finished product. The company does not assume obligations or liabilities arising from the furnishing, sale, installation or repair, use or subsequent sale of any product, to any person or entity.
Care & Maintenance	: Cleaning should be carried out with a soft moist cloth and warm solution. Do not use detergents containing abrasive particles or excess soda.
Note	: (1) Samples presented are indicative of colour, pattern and surface finish but not of actual thickness. (2) Finishes other than shown here are available on request.

Direction To Use :

- before using the laminate, Ensure that the surface of plywood and laminate is clean, Dry, Leaved and free of oils, Excess moisture or other contaminants, Such as Dust, Synthetic particles, Et cetera.
- Always stir the adhesive before use. Sufficient adhesive must be applied on either or both the surfaces to be bonded. Do not add water to the adhesive as it makes the bond weak.
- Once the adhesive applied if tacky in nature (Usually Requires 5-10 Minutes, depending on the atmospheric conditions), The laminate should be placed on the surface, accurately aligned.
- Apply sufficient bonding pressure to ensure intimate contact necessary for and adequate bond over the entire area using as much pressure as possible without damaging the assembly. Pinch (Rotary press) and heavy weighted rollers are ideal. Hand rolling should be done from the centre to the edges to ensure the removal of all air bubbles. Roll the edges twice.
- For satisfactory bonding, keep the area under pressure for 12-18 hours (Depending on atmospheric conditions). In rainy season or when humidity is too high, moisture may condense on the surface during drying (known as "Blushing") & will prevent an acceptable bond. Hot spray or forced air drying may be used to help prevent this condition.
- we recommend the maximum sheet size used for vertical field application be limited to 610x2440mm (2x8 Feet). If larger panels are required, fabricate them in the shop.
- When pasting laminate vertically, maintain uniform pressure on all sides until adhesive is dried. To avoid stress cracking, avoid making cut-outs having sharp & rough edges.
- Maintain a gap of 2mm between two laminated while pasting side-by-side.