

80X450





WE ARE

**TO CREATE AN EMINENT ART WORK,
A CONVICTION FROM WITHIN AND MULTITUDE IS REQUIRED.**

With an aim to luxuriate a space with excellence and unique surfaces, Panda has designated a young team of common interests which is proactively involved in creation of innovation in the ceramic tiles industry. The productive process is meticulously followed by our highly qualified staff, advanced technology, finest raw material with the consideration of the sustainable environmental compliances.

Panda is the pioneer of the subway porcelain floor and wall tiles with grey body and beautiful glazes in India. It offers an aspiring combination of irresistible looks with the most advanced technology. A versatile enduring range of subway tiles ranging from plain edge to Curve Edge, random punches complements its aesthetics. The art of imagination is reflected in our exquisite and durable products range with 8mm thickness. It is recommended for indoor and outdoor, commercial and residential application. Panda has aggregate manufacturing capacity of 40 thousand sq.ft per day.

CONVINCED

**SPARK OF
CREATIVITY
AND
IMAGINATION**



INDEX



1 ALBA

2 BARKWOOD

3 WOODMILL

4 ZEBRANO

NATURAL



OLMA



GREY



ACERO



CENERE



PUNCH



ALBA

36 RANDOM FACES | MATT SURFACE | 80X450 mm | VITRIFIED BODY

1



ACERO




NATURAL



OLMA



GREY



CENERE

ALBA

BARKWOOD

2

48 RANDOM FACES | MATT SURFACE | 80X450 mm | VITRIFIED BODY

AQUA



WHITE



BLACK




BROWN



PUNCH







AQUA



BROWN



BLACK




WHITE

BARKWOOD

WOODMILL

24 RANDOM FACES | MATT SURFACE | 80X450 mm | VITRIFIED BODY


3



WOODMIL



PUNCH





WOODMILL



ZEBRANO



PUNCH



ZEBRANO

50 RANDOM FACES | MATT SURFACE | 80X450 mm | VITRIFIED BODY

4

ZEBRANO



PACKAGING

	PLAIN EDGE
SIZE (MM)	80X450\CHEVRON
THICKNESS	8mm
PCS. PER BOX	30
SQ. FEET PER BOX	10.33
SQ. METER PER BOX	0.96
WEIGHT PER BOX(KG)	17.00





LONG
DURABILITY



EASY TO
CLEAN




IMPACT
RESISTANCE



HYGIENIC
SURFACE



FIRE
RESISTANCE



CHEMICAL
RESISTANCE



FROST
RESISTANCE




LOW WATER
ABSORPTION



DIMENSIONAL
STABILITY



NON
RECTIFIED



THERMAL
RESISTANCE



CRAZING
RESISTANCE

TECHNICAL

SPECIFICATIONS



RESIDENTIAL



COMMERCIAL
BUILDING



HOTEL,
RESTAURANT



HOSPITAL



AIRPORT



SCHOOL,
COLLEGE



GYMNASIUM



HALL &
CORRIDOR



MALL & SUPER
MARKET



INDUSTRY



SPA



RELIGIOUS
PLACE

SUITABLE

APPLICATIONS

800XXXX500



22°41'56"N 70°56'22"E