

**MYSTIC**  
PANELS & PLANKS


# **RATTANEX**

CANE WEBBING

**CLASSIC**  
**&**  
**DIVINE**

# STAR NATURAL DARK

Dimensions:  
60x750cm (approx 50 sqft)



**MYSTIC**  
PANELS & PLANKS

**RATTANEX**  
CANE WEBBING



# STAR NATURAL WHITE

Dimensions:  
60x750cm (approx 50 sqft)

**MYSTIC**  
PANELS & PLANKS

**RATTANEX**  
CANE WEBBING



# STAR NATURAL BROWN

Dimensions:  
60x750cm (approx 50 sqft)

**MYSTIC**  
PANELS & PLANKS

**RATTANEX**  
CANE WEBBING





STAR  
**PVC**

Dimensions:  
60x750cm (approx 50 sqft)

**MYSTIC**  
PANELS & PLANKS

**RATTANEX**  
CANE WEBBING



# SQUARE NATURAL DARK

Dimensions:  
60x750cm (approx 50 sqft)

**MYSTIC**  
PANELS & PLANKS

**RATTANEX**  
CANE WEBBING






**MYSTIC**  
PANELS & PLANKS

# RATTANEX

CANE WEBBING

Dimensions:  
60x750cm (approx 50 sqft)





**MYSTIC**  
PANELS & PLANKS

# RATTANEX

CANE WEBBING

Dimensions:  
60x750cm (approx 50 sqft)




**MYSTIC**  
PANELS & PLANKS

# RATTANEX

CANE WEBBING

Dimensions:  
60x750cm (approx 50 sqft)





**MYSTIC**  
PANELS & PLANKS

# RATTANEX

CANE WEBBING

Dimensions:  
60x750cm (approx 50 sqft)




**MYSTIC**  
PANELS & PLANKS

# RATTANEX

CANE WEBBING

Dimensions:  
60x750cm (approx 50 sqft)





**MYSTIC**  
PANELS & PLANKS

# RATTANEX

CANE WEBBING

Dimensions:  
60x750cm (approx 50 sqft)