

[www.quartizo.com](http://www.quartizo.com)  
[facebook.com/quartizo](https://facebook.com/quartizo)  
[instagram.com/quartizo\\_india](https://instagram.com/quartizo_india)

Delhi • Mumbai • Bengaluru • Hyderabad • Pune

[www.sunnsun.net/Nov2021](http://www.sunnsun.net/Nov2021)

INDIA SERIES 21-22



**QUARTIZO**<sup>®</sup>

*Signature Surfaces*

The India Series 2021-22 is the first showcase of the material samples of the Quartizo®

For any further information, please visit our website

[www.quartizo.com](http://www.quartizo.com)

# INDIA SERIES 21-22



QUARTIZO®

*Signature Surfaces*



# Made from Earth

Quartizo® is made from the earth. Consisting of around 90% Natural Quartz, Quartizo is a premium Engineered stone that can be used for a variety of surface solutions. Inspired by landscapes from all over the world, and taking cues from its origins, Quartizo is a collection of eclectic and handpicked surfaces. It has been designed for the urban dweller seeking solace in the wilderness.



**Impact  
Resistant**



**2 Year  
Warranty**



**Shinier  
Surface**




**Wide Range  
Of Colours**



**Stain  
Resistant**

# Inspired by Nature

The series are inspired by Star filled Skies, towering Mountains, the vast Oceans, the dry Desert and flowing Rivers.




---

Estrella



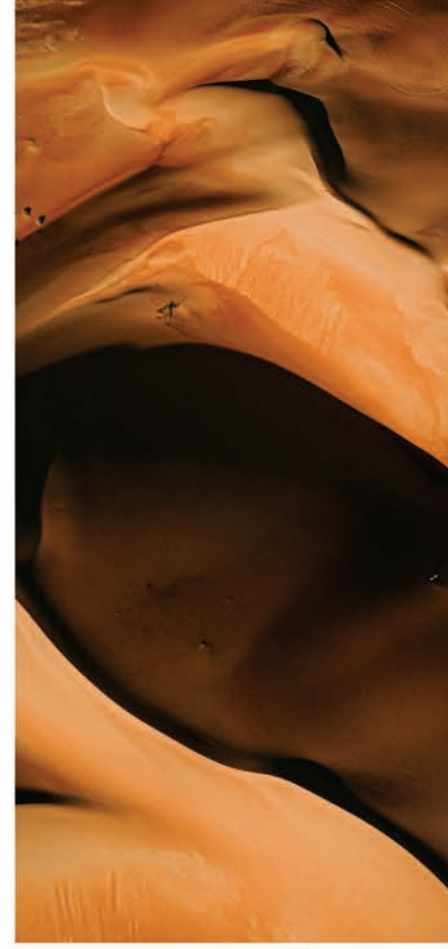
---

Neve




---

Valtameri



---

Dune



---

Marmore



# Estrella

*Series*

Estrella series is inspired by the grand performance of the stars in the galaxy. The use of sparkling quartz crystals in the slab recreates the twinkling of a starry sky on any surface. This shimmering in any surface with reflection of natural or artificial light is a dreamy departure.

Name	Thickness	Available Slab Size ( Length X Width)
Orion Pearl	20mm	124 in X 57 in
Sirus Fawn	20mm	124 in X 57 in
Draco Slate	20mm	124 in X 57 in
Vega Jade	20mm	124 in X 57 in
Titan Cloud	20mm	124 in X 57 in


# Estrella Series




SIRUS FAWN



ORION PEARL



DRACO SLATE



VEGA JADE



TITAN CLOUD



# Neve

*Series*

Neve series captures the enchanting beauty of the pristine snow in the colder landscapes. The monochromatic chips in the slab imitates the unique play of light on snow crystals. The purity of the colors and patterns in the slabs is soothing in the urban environment.

Name	Thickness	Available Slab Size ( Length X Width)
Everest Snow	20mm	124 in X 57 in
Olympus Grey	20mm	124 in X 57 in
Alpine Ash	20mm	124 in X 57 in
Fuji Frost	20mm	127 in X 64 in

# Neve *Series*

KITCHEN COUNTER TOP / EVEREST SNOW




EVEREST SNOW



OLYMPUS GREY



ALPINE ASH



FUJI FROST





# Valtameri

## *Series*

Valtameri series is influenced by the stillness of the vast ocean. The dancing colors of ocean water across in daylight and the moonlight have been replicated on these quartz surfaces. Sit back and experience an

abstract tranquility of ocean.

Name	Thickness	Available Slab Size ( Length X Width)
Arctic Pearl	20mm	124 in X 57 in
Swarovski White	20mm	124 in X 57 in
Caribbean Tan	20mm	124 in X 57 in
Atlantic Ice	20mm	127 in X 59 in
Caspian Jade	20mm	127 in X 64 in

# Valtameri


Series




ARCTIC PEARL



SWAROVSKI WHITE



CARIBBEAN TAN



ATLANTIC ICE



CASPIAN JADE



# Dune

## *Series*

The dune series follows the dynamic landscape of the deserts sculpted by wind and water. The temporality of the repetitive lines is translated on the slab with varying colors of the sand. The vastness of the desert and the light texture of the sand on the

slabs enliven the urban habitat.

Name	Thickness	Available Slab Size ( Length X Width)
Sand Sierra	20mm	127 in X 64 in
Arabian Fawn	20mm	127 in X 64 in
Grigo Etna	20mm	127 in X 64 in
Smoky Summit	20mm	127 in X 64 in
Carrera Drift	20mm	127 in X 64 in



# Dune *Series*

KITCHEN COUNTER TOP / SAND SIERRA



SAND SIERRA



ARABIAN FAWN

Dune  
*Series*



CARRARA DRIFT



CARRARA DRIFT



SMOKY SUMMIT

# Dune *Series*

KITCHEN COUNTER TOP



GRIGO ETNA





# Marmore

*Series*

Marmore series is drawn from the meandering delta landscapes. The patterns of the slab are derived from the flow of rivulets, the distributaries and negotiating river. The surfaces take you closer to water and the comfort continuity of a flowing river.

Name	Thickness	Available Slab Size ( Length X Width)
Nile Night	20mm	127 in X 64 in
Rhine Shine	20mm	127 in X 64 in
Volga Wave	20mm	127 in X 64 in
Columbia Cloud	20mm	127 in X 64 in
Thames Satvario	20mm	127 in X 64 in
Indus Gold	20mm	127 in X 64 in

# Marmore

*Series*

KITCHEN COUNTER TOP



RHINE SHINE






# Marmore *Series*

COUNTER TOP



NILE NIGHT



# Marmore

*Series*



VOLGA WAVE



# Marmore *Series*

KITCHEN COUNTER TOP



INDUS GOLD



# Marmore

*Series*

KITCHEN COUNTER TOP



THAMES SATVARIO





# Specifications

Quartz slab technical specification  
Thickness - 2.0 cm, 3.0 cm

Property	Results	Method
Water Absorption	<0.05%	ASTM C97-09
MOH's Hardness	6.5-7	moh's hardness scale
Thermal Shock	No Damage Passed 5 cycles	ASTM C484
Compressive Strength	24000 psi	ASTM C170
Flexural Strength	8500-9000 psi	ASTM C880
Moisture Absorption	negligible	ASTM C97
Abrasion Resistance	89-190 mm3	ASTM C1253
Density	2.4 g/cm3	ASTM C373
Cigarette test	unaffected	ANSI Z124.6
Stain Resistance	unaffected	ANSI Z124.6
Bond Strength	205 ppsi	ASTM C482
Wear Resistance	unaffected	ANSI Z124.6
Thermal Expansion	1.2 x10 <sup>-5</sup> inch/f	ASTM C531
Chemical Resistance	unaffected	ASTM C650
De-icing Resistance	unaffected	ASTM C672
Freeze-thaw resistance	No Damage Passed 15 cycles	ASTM C1026
Surface Burning Characteristics	17 (class A/1 rating)	ASTM E84

## TERMS & CONDITIONS

All Quartizo® products come with a 2 year residential warranty\*.

Always check for genuine Quartizo® seal and label.  
© 2019 Quartizo | All Rights Reserved

Lead Time: All colors in the standard palette have a one-week lead time after order placement, exact availability to be checked with concerned Sales Manager before order placement.