



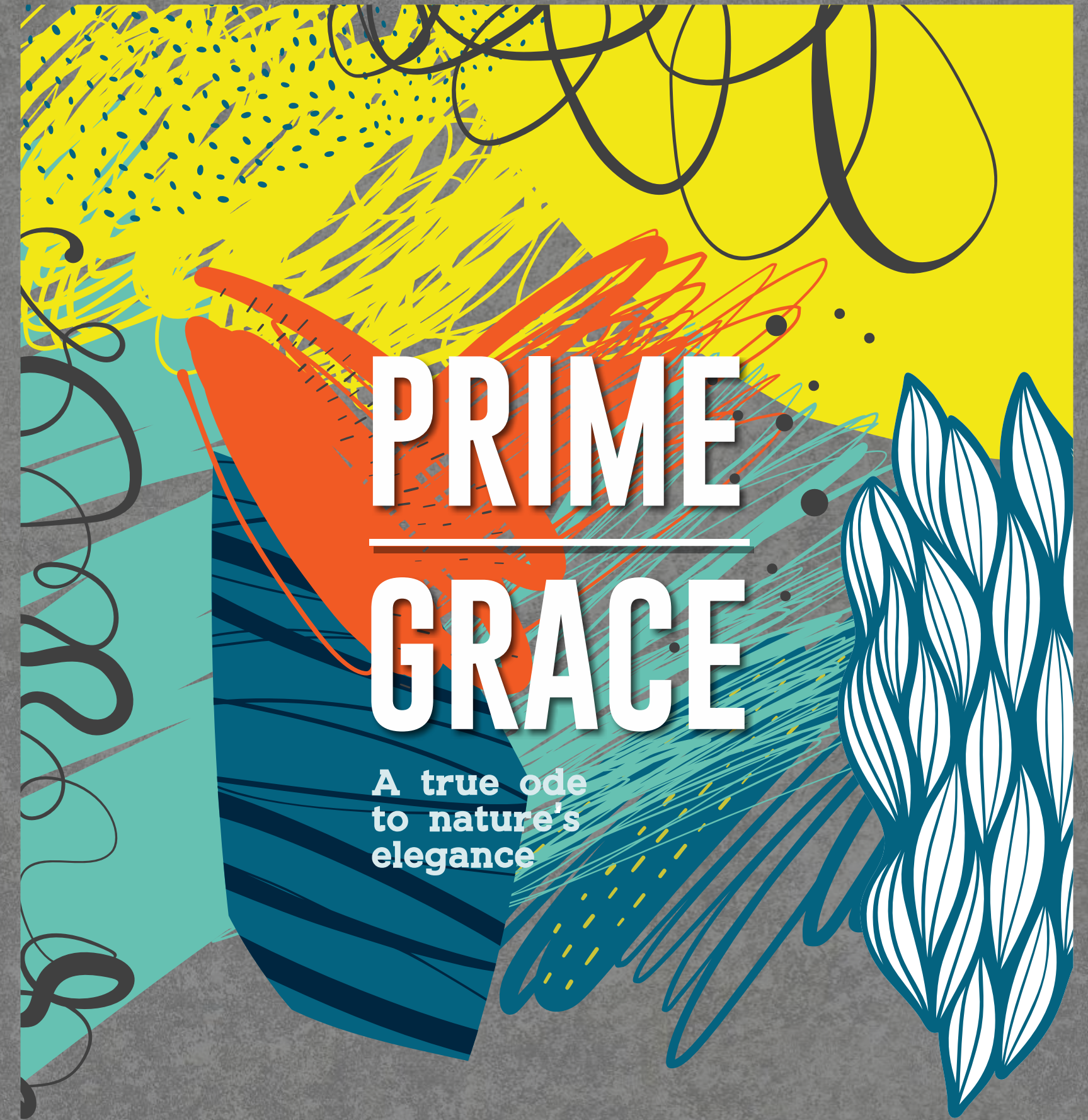
DAMAS
LAMINATES®



100%
PURE
PHENOLIC
LAMINATES



CML 7200161397



PRIME GRACE

A true ode
to nature's
elegance



Damas Laminates Pvt. Ltd.

Survey No. : 668, At. & Post: Ghadkan,
Majara-Talod Road, Tal.: Prantij-380 205,
Dist.: Sabarkantha, Gujarat, India.

+91 2770 255170
+91 80002 16570
info@damaslaminates.com



www.damaslaminates.com




Created
With
Passion



ABOUT US

Set in Himmatnagar, this epitome of leisure meeting luxury is strictly dedicated to producing and exporting laminates that hold transparency to showcase technically sound and creatively fertile options. Damas stands tall and strong because it has accuracy blended rightly with efficiency. We use latest technology and organized skills set to deliver top-notch quality laminates that are at par with international standards. Along with that, we also keep an eagle eye on each and every node to justify our stance for quality.



Our promise of quality

WE PERCEPT TO BE NOTHING BUT BRILLIANT



INDEX

01	LUSTERLESS	Page : 02 to 05
02	GLAM MUTE	Page : 06 to 07
03	DEEM ZERO	Page : 08 to 09
04	FINATURA	Page : 10 to 10
05	ZERO MATT	Page : 11 to 11
06	SILKY OAK	Page : 12 to 15
07	MARBOLITE	Page : 16 to 17
08	SYNCRWOOD	Page : 18 to 20
09	WOODENZA CREST	Page : 21 to 23
10	STONATE	Page : 24 to 29
11	VENEER	Page : 30 to 31
12	BOSQUE DUTE	Page : 32 to 35

13	NATURAL ASH	Page : 36 to 37
14	DAMAS WOOD	Page : 38 to 41
15	ORCHID SQUARE	Page : 41 to 41
16	SUPER MATT	Page : 42 to 45
17	HZ PECAN OAK	Page : 46 to 49
18	CORE HIGH GLOSS	Page : 50 to 50
19	CORE SUPER MATT	Page : 51 to 51
20	PECAN OAK	Page : 52 to 56
21	SUPREME FABRICA	Page : 57 to 57
22	SUPER HIGH GLOSS	Page : 58 to 71
23	SUPER MATT	Page : 72 to 73
24	SUEDE FINISH	Page : 76 to 95

LUSTERLESS

NO
REPEAT DESIGN



DAMAS
LAMINATES®



USED ▶ 576 - LS



576-LS (ZERO) NEVILLE WALNUT

SPELLBOUND VERVE

Take your time to adorn your space in the captivating cloak of Damas Laminates.

LUSTERLESS

Decorate your spaces with gifts of nature that are gleefully timeless and tempting.



EXCEL WITH ELEGANCE



USED ▶ 569 - LS



570-LS (ZERO) KITAMI ELM DARK



569-LS (ZERO) KITAMI ELM LIGHT

GLAM MUTE

Fabulous wooden patterns of Damas will take your breath away each and every time.



571-GM (ZERO) VEGAS SPRUCE



572-GM (ZERO) DIEGO SPRUCE




576-GM (ZERO) NEVILLE WALNUT

DEEM ZERO

Relish the company of naturally superior and decoratively enhanced surfaces of luxury.



570-DZ (ZERO) KITAMI ELM DARK



564-DZ (ZERO) OVERCAST ASH



558-DZ (ZERO) DELANO OAK



MAGNIFICENCE

FINATURA

Don't ignore your decors, glam them up in style with Damas' mesmerizing laminates.

ZERO MATT



577-FTR PREMIERA WOOD



570-ZMT KITAMI ELM DARK



722-ZMT DARK GREY PIETRA



721-ZMT LIGHT GREY PIETRA

ORGANIC MAVEN



SILKY OAK

Versatile in every sense, Damas' latest collection can be applied in almost any interior setting.



ESSENCE OF FLAMBOYANCE



USED ▶ 573-S0



573-S0 URAL WALNUT LIGHT



574-S0 URAL WALNUT DARK

SILKY OAK



541-S0 WINCHESTER TEAK



540-S0 SAVOY WALNUT



536-S0 FUSION WALNUT



537-S0 NEW AGE WALNUT



557-S0 ALMOND PINE



luxuriance redefined

Charm your way into the hearts of your peers with these sublime impressions of Damas.



211-SMT STONEHEDGE




212-SMT SPRUCE



724-NST KALAHARI DARK



723-NST KALAHARI LIGHT



725-NST ITALIAN MARMI



TRUE VERVE

SYNCRWOOD

Bring in nature into your decor with these wooden surfaces that even mimic the texture.



 558-SW DELANO OAK



USED ▶ 539-SW



 538-SW NATURAL ELM



 539-SW NATURAL ARABIA

NATURAL POISE



SYNCRO WOOD

Be the ultimate source of exciting decor trends by embellishing your spaces with style.


WOODENZA CREST



549-SW NATURAL RIGATO



547-SW NATURAL EICHE



548-SW NATURAL MICAS



573-WC HZ URAL WALNUT LIGHT




574-WC HZ URAL WALNUT DARK

WOODENZA CREST

Welcome a rustic lavishness of stunning standards with Damas' majestic surfaces.



516-WC HZ GOLDEN OAK





515-WC HZ CITRONA OAK



542-WC HZ ROSY BROWN



543-WC HZ RUSSET



576-WC HZ NEVILLE WALNUT


STONATE



725-STN ITALIAN MARMI



USED ▶ 725-STN



212-SMT SPRUCE

royally
superior
creations



717-STN ROYAL GRANITO

ENIGMATIC



STONATE


The imperial fervor of these stone like designs carry an innate charm of grandeur.



718-STN RUSTED GRANITO



717-STN ROYAL GRANITO




215-SMT

CARAMEL



702-STN ROUGH EMERALD



701-STN ROUGH IVORY

STONATE

admire the
best in class



 704-STN ROUGH RAVEN



 703-STN ROUGH ADAGIO



 705-STN ROUGH ACADIA



 553-STN ROUGH CHARCOAL




 554-STN ROUGH BRONZE

VENEER

inspire trends
and decors



518-VN TITAN TEAK



541-VN WINCHESTER TEAK



534-VN HZ DOUGLAS TEAK



533-VN HZ MODERN TEAK



555-VN DUSKY OAK



556-VN RIGATO TEAK

BOSQUE DUTE



USED ▶ 575-BD



575-BD BROWNIE MONZA

REGAL GRAVITAS

Eye-catching decors are effortless to develop with Damas' dazzling laminate surfaces.

BOSQUE DUTE

Become a maven of elite decor trends by siding with the stunning splendor of Damas Laminates.



532-BD MELLOW ANGERE




535-BD MELLOW HAZELWOOD



512-BD MELLOW MOCHA



511-BD MELLOW ACACIA



513-BD MELLOW RUSSET


NATURAL ASH

The splendid forms of laminate textures add spectacularity to your ambience.



MESMERIC MODE OF ELEGANCE

USED ▶ 564-ASH



564-ASH OVERCAST ASH



575-ASH BROWNIE MONZA

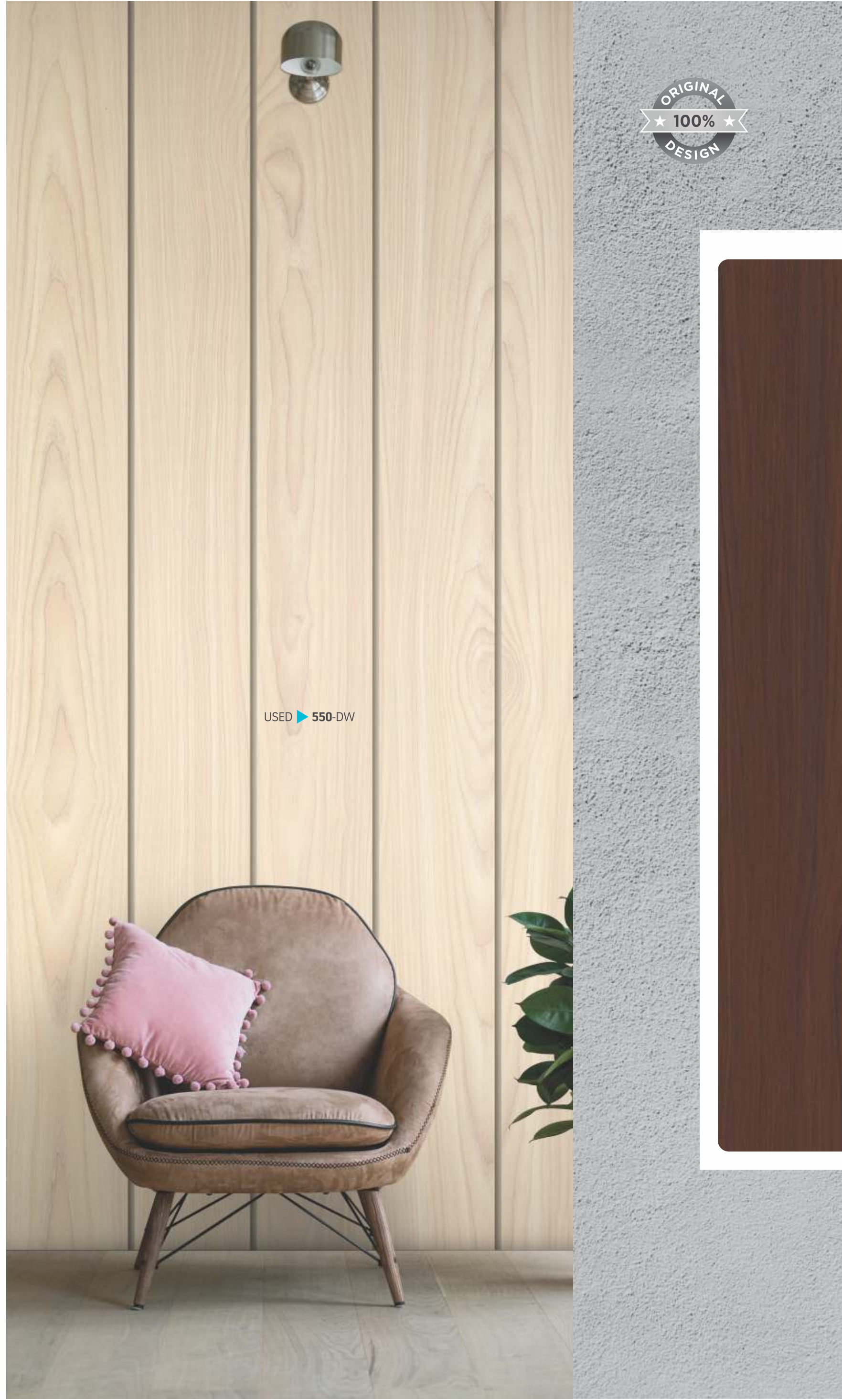
DAMAS WOOD



550-DW INFIGO ACACIA



531-DW INFIGO TWILIGHT



USED ▶ 550-DW



551-DW INFIGO RUST



CLASSY REIGN

DAMAS WOOD

aesthetics of
high order

ORCHID SQUARE




516-DW INFIGO AMBER




517-DW INFIGO HAZEL



106-OC RICHMOND PEWTER



103-OC DOVER WHITE



115-OC RICHMOND PLUM



519-OC RICHMOND MOCHA



530-OC MONTANA MARVEL

SUPER MATT

The modish sophistication presents an ambience of splendor.



724-SMT KALAHARI DARK

IMPERIAL RAVE



DAMAS LAMINATES®



723-SMT KALAHARI LIGHT



725-SMT ITALIAN MARMI

SUPER MATT

be majestic,
be memorable



717-SMT ROYAL GRANITO



718-SMT RUSTED GRANITO



USED ▶ 538-SMT



539-SMT NATURAL ARABIA




538-SMT NATURAL ELM



549-SMT HZ NATURAL RIGATO

HORIZONTAL PECAN OAK



USED ▶ 564-PO HZ



DIVINE GRACE

Subtle shades that create a soothing and enhancing fervor, it spreads a fabulous aura.



564-PO HZ OVERCAST ASH

HORIZONTAL PECAN OAK

Smart, subtle and swanky textures have created a realm of bohemian finesse.




545-PO HZ ABSTRACT PINE



557-PO HZ ALMOND PINE



519-PO HZ RICHMOND MOCHA



531-PO HZ INFIGO TWILIGHT



516-PO HZ GOLDEN OAK



517-PO HZ INFIGO HAZEL


CORE HIGH GLOSS



101-CC SGL MILKY WHITE



111-CC SGL BLOOD RED




103-CC SGL FROSTY WHITE



115-CC SGL BLACK CURRANT



719-CC SGL SNOW SPECK



107-CC SGL DARK GRAY



720-CC SGL CHER CREMA

Exuding a verve of premiumness, the vibrant touch of these designs has a magnetic appeal.

lively shades



CORE SUPER MATT

precision of grandeur

It is the charismatic elan of this latest collection by Damas that attracts.



101-CC SMT MILKY WHITE



111-CC SMT BLOOD RED




103-CC SMT FROSTY WHITE



115-CC SMT BLACK CURRANT



719-CC SMT SNOW SPECK



107-CC SMT DARK GRAY



720-CC SMT CHER CREMA



PECAN OAK




222 SMT LAUREL GREEN



569-PO KITAMI ELM LIGHT



USED ▶ 570-PO



219 SMT TURQUOISE



570-PO KITAMI ELM DARK

PECAN OAK

The distinct demeanor of flamboyance is etched out in surfaces of prominence.



571-PO VEGAS SPRUCE



572-PO DIEGO SPRUCE



555-PO FOLKSTONE OAK



556-PO RIGATO TEAK



558-PO NATURAL HAZE



576-PO NEVILLE WALNUT

PECAN OAK

The trending surfaces befitting for the urban decors have a plush feel that impresses.

SUPREME FABRICA



546-PO BURNT OAK



536-PO FUSION WALNUT




528-PO VINTAGE OAK



527-PO BEIGE OAK



712-FB WEAVED BEIGE



711-FB WEAVED NICKEL



713-FB WEAVED MUSTANG



710-FB WEAVED CHUFA



SUPER HIGH GLOSS



USED ▶ 723-SGL



223-SGL COPPER RED



724-SGL KALAHARI DARK



723-SGL KALAHARI LIGHT

the
sheen of
excellence

Motifs of wondrous charm,
recreate the gorgeous look of
exquisite surfaces within your
core spaces.



USED ▶ 724-SGL

SUPER HIGH GLOSS

The modern decor has accents of high end demeanor with a range of resplendency.




707-SGL ARCHAIC



217-SGL HUNTER GREEN



701-SGL ROUGH IVORY




213-SGL BARN RED



702-SGL ROUGH EMERALD



706-SGL RELICA



USED 706-SGL

USED 215-SGL




215-SGL CARAMEL

SUPER HIGH GLOSS



Do away with ordinary and give way to designs that are made to give you an environment of chic realm.



575-SGL BROWNIE MONZA

versatile
verve
of surfaces

Spaces that create a spellbound impact, make your spaces exude distinct style.



222-SGL LAUREL GREEN



NATURAL MARVEL

SUPER HIGH GLOSS



576-SGL NEVILLE WALNUT



USED ▶ 571-SGL



aura of
remarkable
textures

Inventive and innovative, the latest
collection is a treat for the eyes and
pleasing to the soul.



218-SGL KHAKI



571-SGL VEGAS SPRUCE



572-SGL DIEGO SPRUCE



SUPER HIGH GLOSS



545-SGL HZ ABSTRACT PINE



557-SGL HZ ALMOND PINE



546-SGL BURNT OAK



555-SGL DUSKY OAK



556-SGL RIGATO TEAK

SUPER HIGH GLOSS



sturdy &
splendid
designs

For those who believe in
luxuriance, these lavish designs
give a touch of élan.



549-SGL NATURAL RIGATO



547-SGL NATURAL EICHE



548-SGL NATURAL MICAS



Dignified grace that has a distinct
edge of ebullience & opulence,
own the magical expertise.



219-SGL TURQUOISE



USED 717-SGL



717-SGL ROYAL GRANITO

bohemian
flair of
authenticity



215-SGL CARAMEL




718-SGL RUSTED GRANITO

SUPER HIGH GLOSS



101-SGL SMOKE WHITE



102-SGL OFF WHITE



103-SGL DOVER WHITE




719-SGL SNOWY STREAK



218-SGL KHAKE




720-SGL IVORY WHITE



105-SGL SILVER GREY



211 - SGL STONEHEDGE



212 - SGL SPRUCE



216 - SGL THUNDER GREY



219-SGL TURQUOISE



222-SGL LAUREL GREEN



214-SGL KLEIN BLUE




217-SGL HUNTER GREEN



107-SGL DARK GREY

cherish
bright
shades



220-SGL LIGHT PURPLE



221-SGL LAVENDER



115-SGL RICHMONG PLUM



215-SGL CAMEL



213-SGL BARN RED



223-SGL COPPER RED




111-SGL CARMINE MARVEL



choose
exotic
colors

SUPER MATT




103-SMT DOVER WHITE



719-SMT SNOWY STREAK



720-SMT IVORY WHITE




105-SMT SILVER GREY



218-SMT KHAKI

hues of high
end class



211-SMT STONEHEDGE



212-SMT SPRUCE



216-SMT THUNDER GREY



222-SMT LAUREL GREEN



217-SMT HUNTER GREEN



219-SMT TURQUOISE




214-SMT KLEIN BLUE



For decors that define swankiness, these colors exude the essence of ultimate luxury.



220-SMT LIGHT PURPLE



221-SMT LAVENDER



223-SMT COPPER RED



215-SMT CARAMEL



213-SMT BARN RED






EXCEL WITH ELOQUENCE

the rugged
edge of
exuberance

SUEDE FINISH



USED ▶ 558-SF



558-SF DELANO OAK

ORGANIC CRUX

Figurines of gorgeousness, it's a collection that gives your spaces a classic touch of exclusivity.

SUEDE FINISH

Presenting exclusivity of elan, live in spaces that create a vivacious flair with laminate textures.



555-SF DUSKY OAK



556-SF RIGATO TEAK



575-SF BROWNIE MONZA



564-SF OVERCAST ASH



527-SF BEIGE OAK



528-SF VINTAGE OAK



573-SF URAL WALNUT LIGHT




574-SF URAL WALNUT DARK


SUEDE FINISH



702-SF ROUGH EMERALD



701-SF ROUGH IVORY




USED ▶ 702-SF



717-SF ROYAL GRANITO



718-SF RUSTED GRANITO



553-SF ROUGH CHARCOAL



554-SF ROUGH BRONZE

SUEDE FINISH


The wooden style exudes panache of premium form & appearance. Own an extraordinary design edge.



539-SF NATURAL ARABIA



538-SF NATURAL ELM



551-SF INFIGO RUST



550-SF INFIGO ACACIA



557-SF ALMOND PINE



577-SF GOLDEN BARK

SUEDE FINISH

The wooden surfaces are a sure shot decor option to give your spaces a rich feel of extraordinary style.



526-SF CLASSIC TEAK



524-SF ALBERTO TEAK



525-SF BARNWOOD TEAK



545-SF ABSTRACT PINE



546-SF BURNT OAK



571-SF VEGAS SPRUCE



572-SF DIEGO SPRUCE

SUEDE FINISH




704-SF ROUGH RAVEN



703-SF ROUGH ADAGIO



705-SF ROUGH ACADIA



707-SF ARCHAIC



217-SF HUNTER GREEN



215-SF CARAMEL



706-SF RELICA

artistry
exclusively
for you

snazzy designs
that enamor

SUEDE FINISH

The swagger edge of these textures create interior decors that make a world of difference.



540-SF SAVOY WALNUT



541-SF WINCHESTER TEAK



530-SF RICHMOND MONTANA



513-SF MELLOW RUSSET



517-SF INFIGO HAZEL



516-SF GOLDEN OAK




511-SF MELLOW ACACIA



518-SF TITAN TEAK



544-SF MONTANA WALNUT



519-SF RICHMOND MOCHA



512-SF MELLOW MOCHA

SUEDE FINISH

live it up
in style



535-SF MELLOW HAZELWOOD



532-SF MELLOW ANGERE



533-SF MODERN TEAK



534-SF DOUGLAS TEAK



536-SF FUSION WALNUT




537-SF NEW AGE WALNUT



547-SF NATURAL EICHE



548-SF NATURAL MICAS



549-SF NATURAL RIGATO

SUEDE FINISH

Revel in the classiness of these one-of-a-kind majestic laminates of Damas.



 711-SF WEAVED NICKLE



 710-SF WEAVED CHUFA




 542-SF ROSY BROWN



 543-SF RUSSET



 712-SF WEAVED BEIGE



 713-SF WEAVED MUSTANG



 514-SF VANILLA OAK



 515-SF CITRONA OAK



USED ▶ 711-SF



 529-SF PEARL MARVEL




 531-SF INFOGO TWILIGHT

PLAIN COLORS-SF




- 101-SF MILKY WHITE
- 102-SF OFF-WHITE
- 103-SF FROSTY WHITE
- 104-SF MAYSOR IVORY
- 105-SF SILVER GREY
- 106-SF SMOKE GREY
- 107-SF DARK GREY
- 108-SF BLACK

be colorful,
be blissful



CHALKER




MARKER

VIBRANT VIBES



- 109-SF GOLDEN YELLOW
- 110-SF ORANGE
- 111-SF BLOOD RED
- 112-SF WINE RED
- 113-SF BARBIE PINK
- 114-SF HUTCH PINK
- 115-SF BLACK CURRANT



- 116-SF PARROT GREEN
- 117-SF GREEN
- 118-SF BRIGHT LAVENDER
- 119-SF SKY BLUE
- 120-SF ELECTRIC BLUE

Make happy spaces that look special, have a long lasting impression of tremendous grace.

INDEX

Design No.	Design	Page No.
101	CC SGL	50
101	CC SMT	51
101	SGL	70
101	SF	94
102	SGL	70
102	SF	94
103	OC	41
103	CC SGL	50
103	CC SMT	51
103	SGL	70
103	SMT	72
103	SF	94
104	SF	94
105	SGL	70
105	SMT	72
105	SF	94
106	OC	41
106	SF	94
107	CC SGL	50
107	CC SMT	51
107	SGL	71
107	SF	94
108	SF	94
109	SF	95
110	SF	95
111	CC SGL	50
111	CC SMT	51
111	SGL	71
111	SF	95
112	SF	95
113	SF	95
114	SF	95
115	OC	41
115	CC SGL	50
115	CC SMT	51
115	SGL	71
115	SF	95
116	SF	95
117	SF	95
118	SF	95
119	SF	95
120	SF	95
211	SGL	70
211	SMT	72
212	SGL	70
212	SMT	72
213	SGL	71
213	SMT	73
214	SGL	71
214	SMT	73
215	SGL	71
215	SMT	73
215	SF	87
216	SGL	70
216	SMT	72
217	SGL	71
217	SMT	73
217	SF	87
218	SGL	70
218	SMT	72
219	SGL	71
219	SMT	73
220	SGL	71
220	SMT	73
221	SGL	71
221	SMT	73

Design No.	Design	Page No.
222	SGL	71
222	SMT	73
223	SGL	71
223	SMT	73
511	BD	35
511	SF	89
512	BD	35
512	SF	89
513	BD	35
513	SF	89
514	SF	93
515	WC HZ	22
515	SF	93
516	WC HZ	22
516	DW	40
516	PO HZ	49
516	SF	88
517	DW	40
517	PO HZ	49
517	SF	88
518	VN	30
518	SF	88
519	OC	41
519	PO HZ	49
519	SF	89
524	SF	84
525	SF	84
526	SF	84
527	PO	56
527	SF	78
528	PO	56
528	SF	78
529	SF	93
530	OC	41
530	SF	89
531	DW	38
531	PO HZ	49
531	SF	93
532	BD	34
532	SF	90
533	VN HZ	30
533	SF	90
534	VN HZ	30
534	SF	90
535	BD	34
535	SF	90
536	SO	15
536	PO	56
536	SF	90
537	SO	15
537	SF	90
538	SW	19
538	SMT	45
538	SF	82
539	SW	19
539	SMT	45
539	SF	82
540	SO	14
540	SF	88
541	SO	14
541	VN	30
541	SF	88
542	WC HZ	22
542	SF	93
543	WC HZ	22
543	SF	93

Design No.	Design	Page No.
544	SF	88
545	PO HZ	48
545	SGL HZ	66
545	SF	84
546	PO	56
546	SGL	67
546	SF	85
547	SW	20
547	SGL	68
547	SF	91
548	SW	20
548	SGL	68
548	SF	91
549	SW	20
549	SMT	45
549	SGL	68
549	SF	91
550	DW	38
550	SF	82
551	DW	39
551	SF	82
553	STN	29
553	SF	81
554	STN	29
554	SF	81
555	VN	31
555	PO	54
555	SGL	67
555	SF	78
556	VN	31
556	PO	54
556	SGL	67
556	SF	78
557	SO	15
557	PO HZ	48
557	SGL HZ	66
557	SF	83
558	DZ (ZERO)	09
558	SW	18
558	PO	55
558	SF	77
564	DZ (ZERO)	08
564	ASH	37
564	PO HZ	47
564	SF	79
569	LS (ZERO)	05
569	PO	52
570	LS (ZERO)	05
570	DZ (ZERO)	08
570	ZMT	11
570	PO	53
571	GM (ZERO)	06
571	PO	54
571	SGL	65
571	SF	85
572	GM (ZERO)	06
572	PO	54
572	SGL	65
572	SF	85
573	SO	13
573	WC HZ	21
573	SF	79
574	SO	13
574	WC HZ	21
574	SF	79
575	BD	33

Design No.	Design	Page No.
575	ASH	37
575	SGL	63
575	SF	79
576	LS (ZERO)	03
576	WC HZ	23
576	PO	55
576	SGL	64
576	GM (ZERO)	07
577	FTR	10
577	SF	83
701	STN	27
701	SGL	60
701	SF	80
702	STN	27
702	SGL	60
702	SF	80
703	STN	28
703	SF	86
704	STN	28
704	SF	86
705	STN	29
705	SF	86
706	SGL	61
706	SF	87
707	SGL	60
707	SF	87
710	FB	57
710	SF	92
711	FB	57
711	SF	92
712	FB	57
712	SF	92
713	FB	57
713	SF	92
717	STN	25
717	SMT	44
717	SGL	69
717	SF	81
718	STN	26
718	SMT	44
718	SGL	69
718	SF	81
719	CC SGL	50
719	CC SMT	51
719	SGL	70
719	SMT	72
720	CC SGL	50
720	CC SMT	51
720	SGL	70
720	SMT	72
721	ZMT	11
722	ZMT	11
723	NST	16
723	SMT	43
723	SGL	58
724	NST	16
724	SMT	42
724	SGL	59
725	NST	17
725	STN	24
725	SMT	43
	CHALKER	94
	MARKER	94

TECHNICAL SPECIFICATIONS



PROPERTIES	SPECIFIED VALUES AS PER IS 2046-1995 TYPE S,VGS	DAMAS CONFORMS
Thickness	1.0mm (± 10%)	1.0mm (± 10%)
Resistance to surface Wear	> 150(revolutions)	✓
Resistance to immersion in boiling water		
-Mass increase (%)	10.0%(Max)	✓
-Thickness increase	11.8%(Max)	✓
-Appearance	Not worse then 4	✓
Dimensional stability at deviated temperature		
-Longitudinal (%)	0.55% (Max)	✓
-Transverse (%)	1.025%(Max)	✓
Dimensional stability at 200C		
-Longitudinal (%)	0.375%(Max)	✓
-Transverse (%)	0.60% (Max)	✓
Resistance to impact by small diameter ball	20 N (Min)	✓
Resistance to Cracking	Not worse then 4	✓
Resistance to scratching	1.75 N (Min)	✓
Resistance to staining	Not worse then 5	✓
Resistance to color change (Wool standard)		
- In Xenon ARC light	Not worse then 6	✓
- In Enclose Carbon ARC light	Not worse then 5	✓
Resistance to steam	Not worse then 4	✓
Appearance	Should be Free From foreign particles	✓

APPLICATION GUIDELINES

CAUSES AND RECOMMENDATION FOR AVOIDING FAILURES ARE:

- USE GOOD QUALITY PLYWOOD AND ADHESIVE
- THE SURFACE TO BE BONDED SHOULD BE FREE FROM OIL/GREASE/DUST AND EXCESS MOISTURE
- INSUFFICIENT AMOUNT OF ADHESIVE ON EITHER OR BOTH THE SURFACE TO BE BONDED

When ready for bonding the spread film of most contact adhesive will exhibit a uniform semi-gloss appearance over the entire surface of the material to be bonded. Marked variation in appearance will generally indicate an improper or non-uniform bonding in those areas where insufficient adhesive has been applied. If this occurs, re-coating the surface should achieve a uniform coating. Double coating the edges with adhesive is advisable because of the higher porosity of the substrate edge.

- INSUFFICIENT BONDING PRESSURE

To ensure intimate contact necessary for an adequate bond, sufficient pressure should be applied over the entire area using as much pressure as possible without damaging the assembly. Pinch rollers (rotary press) and heavy weighted rollers are ideal. Hand pressure rolling is adequate, provided the operator exerts maximum pressure by means of a two-handled or single long-handled roller. The rollers should be of steel or hard solid rubber (50-80 diameter) and not over 75mm (3 inches) wide. Hand rolling should be repeated twice.

- BONDING WHEN ADHESIVE SURFACE IS OVER-DRY OR UNDER-DRY

Care should be taken to follow the manufacturer's recommendations concerning the allowable tack range of the adhesive. If the assembly is done before the adhesive is dry or after the allowable open time is exceeded, then the bonding result may be unsatisfactory.

- BONDING OF SURFACE UNDER 21 deg. C (70 deg. F)

Unless otherwise indicated by the manufacturer the temperature of the gluing area and all materials should be 21 deg. C (70 deg. F) or above.

- BONDING OF SURFACE WHERE HUMIDITY IS TOO HIGH

Experience has shown that when the relative humidity is above 80 percent at temperatures of 21 deg. C (70 deg. F) or lower moisture may condense on the surface during drying (Known as "blushing ") and will prevent an acceptable bond. Hot spray or forced air drying may be used to prevent this condition.

- IMPROPERLY PREPARED OR DIRTY GLUING SURFACES

The surfaces should be clear, dry and free of oils or other contaminants, such as dust, loose sand particles, and so forth. The adhesive film should have full contact with the surface to which it is applied in order to give maximum adhesion.


A LOOK AT HOW YOU CAN LOOK AFTER OUR LAMINATES



Do not place frying pans or dishes directly from the oven or cook-top on the Laminate surface. Protect the surface from heat generating appliances.



Do not use knives, keys or other sharp objects directly on the decorative surface. A chopping board or counter saver is recommended.




To clean the surface, use a damp cloth or sponge and a mild soap or detergent.




Difficult stains such as coffee or tea can be removed using a mild household cleaner or detergent and a soft-bristled brush, repeat if necessary.




Acidic or abrasive cleaners can damage Laminate surfaces; please do not use them.



Toilet cleaners contain harsh chemicals that can cause permanent damage. If spills occur, please wipe immediately, wash the surface with soapy water and rinse several times.



If a stain persists, use a paste of baking soda and water and apply with a soft-bristled brush. Light scrubbing with about 10 to 20 strokes should remove most stains. Although baking soda is a low abrasive, excessive scrubbing or exerting too much force could damage the decorative surface.



Steel wool and other abrasive pads can damage Laminates. Do not use them for cleaning and do not place steel wool pads on your counter-tops as the metal can rust and leave stains.



Hair, textile and food dyes can cause permanent stains. If any dye should happen to inadvertently spill, please wipe it immediately with a dish-washing detergent or an all-purpose cleaner.

- FIELD BONDING OF OVERSIZED SHEETS

It is recommended that the maximum sheet size used for vertical field application be limited to 610x2400mm (2x8 Feet). If larger panels are required, these should be fabricated in the shop.

- UNDER PRESSURE


After bonding, even pressure of 100 gm/ sq.ft. must be maintained for 6 to 8 hours.

Notes:

- It is recommended to check the laminate sheet before fixing.
- No complaint shall be entertained on laminates already fixed.
- In case of any complaint, the company's liability is limited to the cost of the laminate sheet only.
- DAMAS Laminates reserves the right to delete, amend either totally or partially, any of the design, finishes, references and other technical specifications contained in this catalogue at any time.
- The sample Swatches in the catalogue shows Color Pattern and finishes only. It does not show the actual thickness of the product.

Note :

1. लैमिनेट लगावे से पहले पूरी तरीके से जाँच ले।
2. लैमिनेट लगावे के बाद खबर, क्लर और दरार की कंपनी की कोई गारंटी नहीं रहेगी।
3. कोई भी परिस्थिति में कंपनी की वारंटी लैमिनेट तक सीमित होगी।



THICKNESS SAMPLE