

VOL.07



city
20
DESIGN
21



Let's make better

20
DESIGN
21



FANTASTIC
Surfaces that speak the language of elegance.

A new experience of scintillating creativity is here



STUNNING

Ultimately ecstatic designs of grand proportions for modern ambiances



RELISH THE TRENDS

Nerolam has a range of exciting and delightful laminates for every space.



www.suntouchlamine.com



info@nerolam.com
+91 98258 96998
+91 99790 10842



City
 20
 DESIGN
 21



Let's make better

ABOUT US


Nerolam is a laminates manufacturer synonymous with style. We are known for our trendsetting laminates, which are always superior in quality and affordability. With our advanced manufacturing practices and in-depth R&D, we have become one of the top players in the Indian market. We envisage spreading awe-inspiring impressions all around the globe and create an everlasting legacy.

INDEX

01 MODISH	PAGE : 02 TO 03	21 BOLD DIAMOND	PAGE : 36 TO 37	41 RECKON	PAGE : 65
02 VERVE	PAGE : 04 TO 05	22 FINE GRAIN WOOD	PAGE : 38 TO 39	42 TECHNOSTYLE	PAGE : 66
03 MOROCCAN RUST	PAGE : 06 TO 07	23 ELITE	PAGE : 40 TO 41	43 FOILS	PAGE : 66
04 SYNCHRONIZED WOOD	PAGE : 08 TO 09	24 LIBERAL	PAGE : 42	44 PUHIGH GLOSS	PAGE : 67
05 ANTIQUE WOOD	PAGE : 10 TO 11	25 TRAVETINO	PAGE : 43	45 CORE	PAGE : 68
06 BRICKS	PAGE : 12 TO 13	26 CUBE	PAGE : 44 TO 45	46 SPARKLE	PAGE : 69
07 LACQUER WOOD	PAGE : 14 TO 15	27 WALNUT	PAGE : 46 TO 47	47 PUHIGH GLOSS	PAGE : 70 TO 75
08 OAKWOOD	PAGE : 16 TO 17	28 VENEER ART	PAGE : 48	48 EXTRA MATT	PAGE : 76 TO 77
09 RECKON	PAGE : 18 TO 19	29 NERO CHANNEL	PAGE : 49	49 NERO SUEDE FINISH	PAGE : 78 TO 89
10 GRAFICA	PAGE : 20	30 LACQUER WOOD	PAGE : 50 TO 51	50 PLAIN COLOUR SF	PAGE : 90
11 ELEVATED	PAGE : 21	31 WATER MESH	PAGE : 52 TO 53	51 METALLIC GLOSS	PAGE : 90
12 GRANDEUR	PAGE : 22 TO 23	32 NEEM LEAVES	PAGE : 54	52 EXTRA SHINE HGL	PAGE : 91
13 LINE LEGANCY	PAGE : 24 TO 25	33 LEAVES	PAGE : 55		
14 ALEMBIA	PAGE : 26 TO 27	34 OAKWOOD	PAGE : 56 TO 57		
15 SNAKE	PAGE : 28 TO 29	35 KENWOOD	PAGE : 58		
16 MIRAGE	PAGE : 30 TO 31	36 TREE WOOD	PAGE : 59		
17 MATRIX	PAGE : 32	37 SEA ROCKS	PAGE : 60		
18 ART OF FLOWERS	PAGE : 33	38 HY-FY ASH	PAGE : 61		
19 PIAZZA	PAGE : 34	39 WALNUT	PAGE : 62 TO 63		
20 PANDORA	PAGE : 35	40 LIBERAL	PAGE : 64		



STY
LE

SY - 02 | 537

DOKOMO WALNUT

CONSISTENT

Nerolam is ideal for residential and commercial applications.







04 SY - 03 | 538

KENYON WOOD



ULTIMATE

Nerolam goes through stringent quality control checks.



Feel the real magnificence of wood right in your abodes with Nerolam.




SY - 03 | 539

KENYON KOA



CLASSY





The flamboyance of this collection is elegantly impactful and striking.



GT - 22 | 526

RANCH TAUPE



GT - 22 | 524

PRISMA COTTO




GT - 22 | 525

MALDIVES ENCAUSTIC



GT - 22 | 523

COTTAGE BROWN



This series brings to you exclusively textured finish that matches the design.




SY - 01 | 497

FOREST WOOD NATURAL



SY - 01 | 498

FOREST WOOD CREMA



SY - 01 | 499

FOREST WOOD BROWN

ANTIQUÉ WOOD



GT - 23 | 516 (HZ)

RIALTO PERLA




GT - 23 | 537 (HZ)

DOKOMO WALNUT



GT - 23 | 522 (HZ)


EPIRO PERLA



GT - 23 | 534 (HZ)

URBAN VENEER

The natural enamor of these designs is for all to witness and appreciate.



NR - 54 | 475

MOSAIC WOOD



USED LAMINATE
NR - 54 | 475

NR - 54 | 489


WATER SHADE WOOD DARK



NR - 54 | 488


ARIZONA WALNUT LIGHT

Nature and its best features are set to take center stage in your space.




GT - 26 | 501

NEFIS WALNUT



GT - 26 | 515

VECCHIO ASH




GT - 26 | 522

EPIRO PERLA




GT - 26 | 468

ZURA WALNUT LIGHT




GT - 26 | 502

MARINO WALNUT DARK




GT - 26 | 482

EXOTIC VENEER




OAK WOOD



GT - 20 | 530


MONFORT



GT - 20 | 534

URBAN VENEER

Here is the ultimate assembly of premium and prominent laminate surfaces.




GT - 20 | 529

MONFORT LIGHT




GT - 20 | 528

FIGGIOD ELICATO



GT - 20 | 535

NATURAL TEAK



Experience exciting craftsmanship brought to you by Nerolam.




USED LAMINATE
GT - 14 | 488

USED LAMINATE
GT - 14 | 428



GT - 14 | 428

CAMLEN WOOD




GT - 14 | 452

SWISS WOOD DARK



GT - 14 | 488

ARIZONA WALNUT LIGHT



NR - 16 | 452

SWISS WOOD DARK




USED LAMINATE
NR - 16 | 451




NR - 53 | 466

LOREL BROWN



NR - 16 | 451

SWISS WOOD LIGHT



NR - 53 | 486

ELEVATED WOOD LIGHT

The answer to your décor makeover is here with this elite collection.




GT - 12 | 506

ORINOCO ASH LIGHT



USED LAMINATE
GT - 12 | 506



GT - 12 | 450

ANTI WOOD DARK




GT - 12 | 448

HIGHLAND PINE

PRISTINE

Nerolam can be used in homes, offices and other public spaces.



The eccentric nature of these wooden creations is enchanting, to say the least.



GT - 27 | 509

CLIFTON CROSSINGS DARK




GT - 27 | 517

SAIGON WALNUT



GT - 27 | 510

CLIFTON CROSSINGS LIGHT



GT - 27 | 514

FORESTA WENGE





GT - 08 | 463


KAPRI WALNUT LIGHT

The triumph of nature is luxuriously ingrained in these sleek surfaces.



GT - 08 | 466

LOREL BROWN



GT - 08 | 464

KAPRI WALNUT DARK


PERFECT

Nerolam is ideal for residential and commercial applications.



GT - 08 | 203

FROSTY WHITE



NR - 20 | 487

ARIZONA WALNUT DARK




USED LAMINATE
NR - 20 | 487



NR - 20 | 407


BERLINA COFFEE



NR - 20 | 437

CAMLEN WOOD WHITE

A subtle take with different shades makes this collection a stunner.



GT - 25 | 485

ELEVATED WOOD DARK



GT - 25 | 523

COTTAGE BROWN




GT - 25 | 525

MALDIVES ENCAUSTIC



GT - 25 | 526

RANCH TAUPE



NR - 07 | 428 (HZ)

CAMLEN WOOD



GT - 10 | 466

LOREL BROWN



NR - 07 | 416 (HZ)

TROPICAL WALNUT LIGHT



GT - 10 | 467

ZURA WALNUT DARK




GT - 10 | 468

ZURA WALNUT LIGHT


LOVELY

Nerolam goes through stringent quality control checks.




GT - 11 | 481

BRUNT WOOD



GT - 11 | 488

ARIZONA WALNUT LIGHT




USED LAMINATE
GT - 11 | 481

EXOTIC



NR - 15 | 416

TROPICAL WALNUT LIGHT



NR - 15 | 426

WALNUT TREE




GT - 30 | 519

ASHLER OXIDE DARK



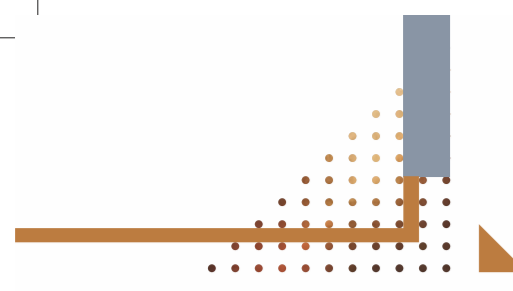
GT - 30 | 463

KAPRI WALNUT LIGHT



GT - 30 | 464

KAPRI WALNUT DARK



FINE GRAIN WOOD


ESSENTIAL

Nerolam can be used in homes, offices and other public spaces.



GT - 24 | 513

LEGNO ROBLE



GT - 24 | 469

LOREL WHITE




USED LAMINATE
GT - 24 | 469

USED LAMINATE
GT - 24 | 516



GT - 24 | 518


ROJO TERRA



GT - 24 | 516


RIALTO PERLA

IMPRESSIVE



GT - 31 | 534

URBAN VENEER




USED LAMINATE
GT - 31 | 534



GT - 31 | 535

NATURAL TEAK



GT - 31 | 485

ELEVATED WOOD DARK



GT - 18 | 452

SWISS WOOD DARK



GT - 18 | 510


CLIFTON CROSSINGS LIGHT

Speak the language of timeless beauty by siding with these natural surfaces.




SPLENDID

Nerolam is ideal for residential and commercial applications.



NR - 32 | 444 (HZ)


TIGER WOOD DARK



NR - 32 | 203 (HZ)

FROSTY WHITE

Cool



GT - 09 | 467

ZURA WALNUT DARK




USED LAMINATE
GT - 09 | 467




GT - 09 | 465

WALNUT TREES



GT - 09 | 463

KAPRI WALNUT LIGHT




GT - 29 | 511

ARIZONA BROWN



GT - 29 | 492

PEACH PINE



46 GT - 29 | 515

VECCHIO ASH



USED LAMINATE
GT - 29 | 511




GT - 21 | 511

ARIZONA BROWN



GT - 21 | 536

DABEMA WALNUT



GT - 21 | 496

HOENY LOCUST



GT - 21 | 508


NASA OAK LIGHT

Distinct shades of natural artistry are truly a sight to behold.



DESIGN

Nerolam goes through stringent quality control checks.




NR - 29 | 444

TIGER WOOD DARK



NR - 29 | 439

CASSATA LIGHT



NR - 29 | 430


BERONE WALNUT

Venture into the depths of natural flair with this premium collection.




GT - 26 | 528

FIGGIOD ELICATO




GT - 26 | 534

URBAN VENEER



GT - 26 | 532

TUNA AFRICA



GT - 26 | 533


AUBREY





GT - 28 | 521

BROWN FOSSIL



GT - 28 | 520

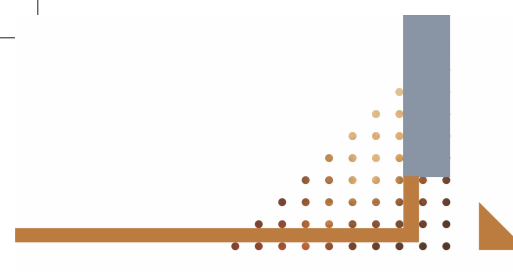
WHITE CARRARA

Every fabulous ambiance needs a touch of Nerolam's creativity.




USED LAMINATE
GT - 28 | 521

USED LAMINATE
GT - 28 | 520



NEEM LEAVES



NR - 52 | 485

ELEVATED WOOD DARK



NR - 52 | 486

ELEVATED WOOD LIGHT



NR - 52 | 482

EXOTIC VENEER

LEAVES



RELISH

Nerolam can be used in homes, offices and other public spaces.

Leave a trail of bold panache behind you with this marvelous series.



NR - 41 | 426

WALNUT TREE



NR - 41 | 488

ARIZONA WALNUT LIGHT




NR - 41 | 482

EXOTIC VENEER


TEMPT

Nerolam is ideal for residential and commercial applications.



GT - 20 | 503


ROCKPILE DARK



GT - 20 | 502


MARINO WALNUT DARK

TRENDS



GT - 20 | 466

LOREL BROWN



GT - 20 | 448

HIGHLAND PINE

KENWOOD


Inculcate the feelings of joy in your décor with our superb laminates.



NR - 42 | 428 (HZ)

CAMLEN WOOD

TREE WOOD



NR - 42 | 437 (HZ)

CAMLEN WOOD WHITE



GT - 17 | 503

ROCKPILE DARK



GT - 17 | 488

ARIZONA WALNUT LIGHT

ENCHANT

Nerolam goes through stringent quality control checks.



NR - 18 | 402

DARK PURPLE MARBLE



NR - 18 | 403

WHITE MARBLE




USED LAMINATE
NR - 18 | 403

HY-FY ASH



NR - 37 | 488

ARIZONA WALNUT LIGHT



NR - 37 | 428

CAMLEN WOOD



GT - 29 | 530

MONFORT



GT - 29 | 527

KRONBERG TEAK

Imbibe the finesse of timeless creations in your surroundings.



USED LAMINATE
GT - 29 | 527



GT - 18 | 234

VICTORIA GREY



GT - 18 | 203

FROSTY WHITE



GT - 18 | 237

BEAVER BROWN




GT - 14 | 525

MALDIVES ENCAUSTIC



GT - 14 | 531

GREY REEDS





NR - 11 | 2007 TITAN SILVER




NR - 11 | 2006 TITAN BROWN



NR - 11 | 2009 TITAN RED

VIVACIOUS

Nerolam can be used in homes, offices and other public spaces.



NR - 11 | 203 FROSTY WHITE



NR - 11 | 257 NATURAL BLACK




Start a colorful extravaganza in your dwelling with these lively hues.

PUHIGH GLOSS



HGL | 540

STONE ITALICA



F3 COPPER




F2 GOLDEN



F5 BRONZE




F6 PISTA



F1 SILVER




F4 RED




HGL | 541

GRETA



HGL+ | 303 FROSTY WHITE



HGL+ | 301 MASTER WHITE



HGL+ | 337 BEAVER BROWN



HGL+ | 326 PINK



HGL+ | 363 PISTA GREEN




HGL+ | 334 VICTORIA GREY



HGL+ | 362 BLACK CURRANT



HGL+ | 357 NATURAL BLACK




HGL+ | 359 PERSIAN RED



HGL+ | 322 VODAFONE RED



HGL+ | 342 NATURAL GREEN



HGL+ | 302 SNOW WHITE



HGL+ | 318 ELECTRIC BLUE




HGL+ | 330 ORANGE


Shine amidst the sparkling shades of this luxurious series by Nerolam.




MTH - 02 | 203 FROSTY WHITE



MTH - 01 | 203 FROSTY WHITE




MTH - 02 | 262 BLACK CURRANT




MTH - 01 | 262 BLACK CURRANT




MTH - 02 | 226 PINK



MTH - 01 | 259 PERSIAN RED



MTH - 02 | 222 VODAFONE RED




MTH - 01 | 222 VODAFONE RED

Laminates that make an instant impact in your ambiance are here.




HGL | 537

DOKOMO WALNUT



HGL | 514

FORESTA WENGE



HGL | 432

METALLIC ASH



HGL | 426

WALNUT TREE



HGL | 423

BORASH ASH WHITE



HGL | 521

BROWN FOSSIL



HGL | 520


WHITE CARRARA



HGL | 535

NATURAL TEAK

Let your peers be enchanted by scintillating beauty of these surfaces.



HGL | 539 KENYON KOA



HGL | 490 WATER SHADE WOOD LIGHT




HGL | 519 ASHLER OXIDE DARK



HGL | 538 KENYON WOOD



HGL | 489 WATER SHADE WOOD DARK




HGL | 532 TUNA AFRICA



HGL | 530

MONFORT



HGL | 522

EPIRO PERLA



HGL | 527

KRONBERG TEAK




HGL | 486

ELEVATED WOOD LIGHT



HGL | 463

KAPRI WALNUT LIGHT



HGL | 502

MARINO WALNUT DARK




HGL | 510

CLIFTON CROSSING LIGHT



HGL | 482

EXOTIC VENEER



HGL | 464

KAPRI WALNUT DARK



HGL | 481

BRUNT WOOD



HGL | 509


CLIFTON CROSSINGS DARK



HGL | 534


URBAN VENEER

EXTRA MATT



MT | 513

LEGNO ROBLE




MT | 517

SAIGON WALNUT



MT | 426

WALNUT TREE



MT | 528

FIGGIOD ELICATO



MT | 530

MONFORT



MT | 527

KRONBERG TEAK

Fall head over heels in love with the urbanity of these spectacles.



USED LAMINATE
MT | 517

The smooth zeal of these wooden impressions is enamoring.



SF | 535

NATURAL TEAK



SF | 528

FIGGIOD ELICATO




SF | 503

ROCKPILE DARK



SF | 523

COTTAGE BROWN



SF | 513

LEGNO ROBLE



SF | 518

ROJO TERRA



SF | 502

MARINO WALNUT DARK





SF | 509 CLIFTON CROSSINGS DARK




SF | 510 CLIFTON CROSSINGS LIGHT



SF | 508 NASA OAK LIGHT



SF | 516 RIALTO PERLA




SF | 530 MONFORT



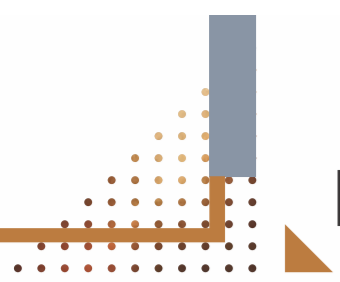
SF | 529 MONFORT LIGHT



SF | 514 FORESTA WENGE



SF | 515 VECCHIO ASH



NERO SUEDE FINISH

The versatility of these flamboyant surfaces is extremely refined.



SF | 488

ARIZONA WALNUT LIGHT



SF | 506

ORINOCO ASH LIGHT



SF | 532

TUNA AFRICA



SF | 534

URBAN VENEER



SF | 485

ELEVATED WOOD DARK



SF | 439

CASSATA LIGHT




SF | 533

AUBREY




SF | 527

KRONBERG TEAK




SF | 522

EPIRO PERLA



SF | 481

BRUNT WOOD



NERO SUEDE FINISH

Your love for natural impressions is all set to be fulfilled with this set.




SF | 465

WALNUT TREES



SF | 469

LOREL WHITE




SF | 423

BORASH ASH WHITE




SF | 447

FLOWERY WENGE



SF | 484

ALASKA WOOD




SF | 467

ZURA WALNUT DARK



SF | 468

ZURA WALNUT LIGHT




SF | 430

BERONE WALNUT



SF | 451

SWISS WOOD LIGHT




SF | 452

SWISS WOOD DARK



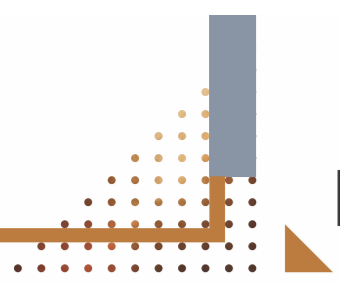
SF | 463

KAPRI WALNUT LIGHT



SF | 464

KAPRI WALNUT DARK




NERO SUEDE FINISH


Elegance comes packed with Nerolam's precious and pristine surfaces.



SF | 517 SAIGON WALNUT



SF | 432 METALLIC ASH



SF | 450 ANTI WOOD DARK



SF | 449 ANTI WOOD LIGHT



SF | 448 HIGHLAND PINE




SF | 490 WATER SHADE WOOD LIGHT



SF | 437 CAMLEN WOOD WHITE




SF | 419 CAYU MACASAR WHITE



SF | 428 CAMLEN WOOD



SF | 489 WATER SHADE WOOD DARK




SF | 466 LOREL BROWN



SF | 487 ARIZONA WALNUT DARK

The unique designs and features of this collection are what sets it apart.



SF | 407 BERLINA COFFEE



SF | 486 ELEVATED WOOD LIGHT



SF | 416 TROPICAL WALNUT LIGHT



SF | 497 FOREST WOOD NATURAL



SF | 403 WHITE MARBLE



SF | 402 DARK PURPLE MARBLE



SF | 499 FOREST WOOD BROWN




SF | 498 FOREST WOOD CREMA



SF | 408 BRENTA OAK COFFEE



SF | 409 BRENTA OAK IVORY




SF | 426 WALNUT TREE




SF | 444 TIGER WOOD DARK

PLAIN COLOUR - SF


Play with vibrancy in your surroundings and mesmerize anyone and everyone.



EXTRA SHINE - HGL



METALLIC GLOSS



Finish	Design No.	Design Name	Page No.
MODISH			
SY - 02	536	DABEMA WALNUT	02
SY - 02	537	DOKOMO WALNUT	03
VERVE			
SY - 03	538	KENYON WOOD	04
SY - 03	539	KENYON KOA	05
MOROCCAN RUST			
GT - 22	523	COTTAGE BROWN	07
GT - 22	524	PRISMA COTTO	07
GT - 22	525	MALDIVES ENCAUSTIC	06
GT - 22	526	RANCH TAUPE	06
SYNCHRONIZE WOOD			
SY - 01	497	FOREST WOOD NATURAL	08
SY - 01	498	FOREST WOOD CREMA	09
SY - 01	499	FOREST WOOD BROWN	09
ANTIQUE WOOD			
GT - 23	516 (HZ)	RIALTO PERLA	10
GT - 23	522 (HZ)	EPIRO PERLA	10
GT - 23	534 (HZ)	URBAN VENEER	11
GT - 23	537 (HZ)	DOKOMO WALNUT	11
BRICKS			
NR - 54	475	MOSAIC WOOD	12
NR - 54	488	ARIZONA WALNUT LIGHT	13
NR - 54	489	WATER SHADE WOOD DARK	13
LACQUER WOOD			
GT - 26	468	ZURA WALNUT LIGHT	15
GT - 26	482	EXOTIC VENEER	15
GT - 26	501	NEFIS WALNUT	14
GT - 26	502	MARINO WALNUT DARK	14
GT - 26	515	VECCHIO ASH	15
GT - 26	522	EPIRO PERLA	14
OAK WOOD			
GT - 20	528	FIGGIOD ELICATO	17
GT - 20	529	MONFORT LIGHT	17
GT - 20	530	MONFORT	16
GT - 20	534	URBAN VENEER	16
GT - 20	535	NATURAL TEAK	17
RECKON			
GT - 14	428	CAMLEN WOOD	19
GT - 14	452	SWISS WOOD DARK	18
GT - 14	488	ARIZONA WALNUT LIGHT	19
GRAFICA			
NR - 16	451	SWISS WOOD LIGHT	20
NR - 16	452	SWISS WOOD DARK	20
ELEVATED			
NR - 53	466	LOREL BROWN	21
NR - 53	486	ELEVATED WOOD LIGHT	21
GRANDUR			
GT - 12	448	HIGHLAND PINE	23
GT - 12	450	ANTI WOOD DARK	22
GT - 12	506	ORINOCO ASH LIGHT	22
LINE LEGACY			
GT - 27	509	CLIFTON CROSSINGS DARK	24
GT - 27	510	CLIFTON CROSSINGS LIGHT	24
GT - 27	514	FORESTA WENGE	25
GT - 27	517	SAIGON WALNUT	25
ALEXBIA			
GT - 08	203	FROSTY WHITE	27
GT - 08	463	KAPRI WALNUT LIGHT	26
GT - 08	464	KAPRI WALNUT DARK	26
GT - 08	466	LOREL BROWN	27
SNACKS			
NR - 20	407	BERLINA COFFEE	29
NR - 20	437	CAMLEN WOOD WHITE	29
NR - 20	487	ARIZONA WALNUT DARK	28
MIRAGE			
GT - 25	485	ELEVATED WOOD DARK	30
GT - 25	523	COTTAGE BROWN	31
GT - 25	525	MALDIVES ENCAUSTIC	30
GT - 25	526	RANCH TAUPE	31
MATRIX			
NR - 07	416 (HZ)	TROPICAL WALNUT LIGHT	32
NR - 07	428 (HZ)	CAMLEN WOOD	32
ART OF FLOWERS			
GT - 10	466	LOREL BROWN	33
GT - 10	467	ZURA WALNUT DARK	33
GT - 10	468	ZURA WALNUT LIGHT	33
PIAZZA			
GT - 11	481	BRUNT WOOD	34
GT - 11	488	ARIZONA WALNUT LIGHT	34
PANDORA			
NR - 15	416	TROPICAL WALNUT LIGHT	35
NR - 15	426	WALNUT TREE	35
BOLD DIAMOND			
GT - 30	463	KAPRI WALNUT LIGHT	36
GT - 30	464	KAPRI WALNUT DARK	37
GT - 30	519	ASHLER OXIDE DARK	36
FINE GRAIN WOOD			
GT - 24	469	LOREL WHITE	38
GT - 24	513	LEGNO ROBLE	38
GT - 24	516	RIALTO PERLA	39
GT - 24	518	ROJO TERRA	39
ELITE			
GT - 31	485	ELEVATED WOOD DARK	41
GT - 31	534	URBAN VENEER	40
GT - 31	535	NATURAL TEAK	41
LIBERAL			
GT - 18	452	SWISS WOOD DARK	42
GT - 18	510	CLIFTON CROSSINGS LIGHT	42
TRAVETINO			
NR - 32	203 (HZ)	FROSTY WHITE	43
NR - 32	444 (HZ)	TIGER WOOD DARK	43
CUBE			
GT - 09	463	KAPRI WALNUT LIGHT	45
GT - 09	465	WALNUT TREES	45
GT - 09	467	ZURA WALNUT DARK	44
WALNUT			
GT - 29	492	PEACH PINE	47
GT - 29	511	ARIZONA BROWN	46
GT - 29	515	VECCHIO ASH	46
VEENER ART			
GT - 21	496	HOENY LOCUST	48
GT - 21	508	NASA OAK LIGHT	48
GT - 21	511	ARIZONA BROWN	48
GT - 21	536	DABEMA WALNUT	48
NERO CHANNEL			
NR - 29	430	BERONE WALNUT	49
NR - 29	439	CASSATA LIGHT	49
NR - 29	444	TIGER WOOD DARK	49

Finish	Design No.	Design Name	Page No.
LACQUER WOOD			
GT - 26	528	FIGGIOD ELICATO	50
GT - 26	532	TUNA AFRICA	50
GT - 26	533	AUBREY	51
GT - 26	534	URBAN VENEER	51
WATER MESH			
GT - 28	520	WHITE CARRARA	52
GT - 28	521	BROWN FOSSIL	52
NEEM LEAVES			
NR - 52	482	EXOTIC VENEER	54
NR - 52	485	ELEVATED WOOD DARK	54
NR - 52	486	ELEVATED WOOD LIGHT	54
LEAVES			
NR - 41	426	WALNUT TREE	55
NR - 41	482	EXOTIC VENEER	55
NR - 41	488	ARIZONA WALNUT LIGHT	55
OAK WOOD			
GT - 20	448	HIGHLAND PINE	57
GT - 20	466	LOREL BROWN	57
GT - 20	502	MARINO WALNUT DARK	56
GT - 20	503	ROCKPILE DARK	56
KENWOOD			
NR - 42	428 (HZ)	CAMLEN WOOD	58
NR - 42	437 (HZ)	CAMLEN WOOD WHITE	58
TREE WOOD			
GT - 17	488 (HZ)	ARIZONA WALNUT LIGHT	59
GT - 17	503 (HZ)	ROCKPILE DARK	59
SEA ROCKS			
NR - 18	402	DARK PURPLE MARBLE	60
NR - 18	403	WHITE MARBLE	60
SEA ROCKS			
NR - 18	402	DARK PURPLE MARBLE	60
NR - 18	403	WHITE MARBLE	60
HY-FY ASH			
NR - 37	428	CAMLEN WOOD	61
NR - 37	488	ARIZONA WALNUT LIGHT	61
WALNUT			
GT - 29	527	KRONBERG TEAK	62
GT - 29	530	MONFORT	62
LIBERAL			
GT - 18	203	FROSTY WHITE	64
GT - 18	234	VICTORIA GREY	64
GT - 18	237	BEAVER BROWN	64
RECKON			
GT - 14	525	MALDIVES ENCAUSTIC	65
GT - 14	531	GREY REEDS	65
TECHNOSTYLE			
NR - 11	203	FROSTY WHITE	66
NR - 11	257	NATURAL BLACK	66
NR - 11	2006	TITAN BROWN	66
NR - 11	2007	TITAN SILVER	66
NR - 11	2009	TITAN RED	66
FOILS WORK			
F1	SILVER	SILVER	66
F2	GOLDEN	GOLDEN	66
F3	COPPER	COPPER	66
F4	RED	RED	66
F5	BRONZE	BRONZE	66
F6	PISTA	PISTA	66
PUHIGH GLOSS			
HGL	540	STONE ITALICA	67
HGL	541	GRETA	67
CORE UNI+ UNICORE			
HGL+	301	MASTER WHITE	68
HGL+	302	SNOW WHITE	68
HGL+	303	FROSTY WHITE	68
HGL+	318	ELECTRIC BLUE	68
HGL+	322	VODAFONE RED	68
HGL+	326	PINK	68
HGL+	330	ORANGE	68
HGL+	334	VICTORIA GREY	68
HGL+	337	BEAVER BROWN	68
HGL+	342	NATURAL GREEN	68
HGL+	357	NATURAL BLACK	68
HGL+	359	PERSIAN RED	68
HGL+	362	BLACK CURRANT	68
HGL+	363	PISTA GREEN	68
SPARKLE PELLE			
MTH - 02	203	FROSTY WHITE	69
MTH - 01	203	FROSTY WHITE	69
MTH - 02	222	VODAFONE RED	69
MTH - 01	222	VODAFONE RED	69
MTH - 02	226	PINK	69
MTH - 01	259	PERSIAN RED	69
MTH - 02	262	BLACK CURRANT	69
MTH - 01	262	BLACK CURRANT	69
PUHIGH GLOSS			
HGL	423	BORASH ASH WHITE	71
HGL	426	WALNUT TREE	71
HGL	432	METALLIC ASH	71
HGL	463	KAPRI WALNUT LIGHT	74
HGL	464	KAPRI WALNUT DARK	74
HGL	481	BRUNT WOOD	74
HGL	482	EXOTIC VENEER	75
HGL	486	ELEVATED WOOD LIGHT	75
HGL	489	WATER SHADE WOOD DARK	72
HGL	490	WATER SHADE WOOD LIGHT	72
HGL	502	MARINO WALNUT DARK	74
HGL	509	CLIFTON CROSSINGS DARK	75
HGL	510	CLIFTON CROSSING LIGHT	75
HGL	514	FORESTA WENGE	71
HGL	519	ASHLER OXIDE DARK	73
HGL	520	WHITE CARRARA	71
HGL	521	BROWN FOSSIL	70
HGL	522	EPIRO PERLA	74
HGL	527	KRONBERG TEAK	75
HGL	530	MONFORT	74
HGL	532	TUNA AFRICA	73
HGL	534	URBAN VENEER	75
HGL	535	NATURAL TEAK	71
HGL	537	DOKOMO WALNUT	70
HGL	538	KENYON WOOD	72
HGL	539	KENYON KOA	72
EXTRA MATT			
MT	426	WALNUT TREE	76
MT	513	LEGNO ROBLE	76

Finish	Design No.	Design Name	Page No.
EXTRA MATT			
MT	517	SAIGON WALNUT	76
MT	527	KRONBERG TEAK	76
MT	528	FIGGIOD ELICATO	76
MT	530	MONFORT	76
NERO SUEDE FINISH			
SF	402	DARK PURPLE MARBLE	88
SF	403	WHITE MARBLE	88
SF	407	BERLINA COFFEE	88
SF	408	BRENTA OAK COFFEE	88
SF	409	BRENTA OAK IVORY	88
SF	416	TROPICAL WALNUT LIGHT	89
SF	419	CAYU MACASAR WHITE	87
SF	423	BORASH ASH WHITE	85
SF	426	WALNUT TREE	89
SF	428	CAMLEN WOOD	86
SF	430	BERONE WALNUT	85
SF	432	METALLIC ASH	86
SF	437	CAMLEN WOOD WHITE	87
SF	439	CASSATA LIGHT	82
SF	444	TIGER WOOD DARK	89
SF	447	FLOWERY WENGE	85
SF	448	HIGHLAND PINE	86
SF	449	ANTI WOOD LIGHT	87
SF	450	ANTI WOOD DARK	87
SF	451	SWISS WOOD LIGHT	84
SF	452	SWISS WOOD DARK	84
SF	463	KAPRI WALNUT LIGHT	85
SF	464	KAPRI WALNUT DARK	85
SF	465	WALNUT TREES	84
SF	466	LOREL BROWN	87
SF	467	ZURA WALNUT DARK	84
SF	468	ZURA WALNUT LIGHT	85
SF	469	LOREL WHITE	84
SF	481	BRUNT WOOD	82
SF	484	ALASKA WOOD	84
SF	485	ELEVATED WOOD DARK	82
SF	486	ELEVATED WOOD LIGHT	88
SF	487	ARIZONA WALNUT DARK	87
SF	488	ARIZONA WALNUT LIGHT	82
SF	489	WATER SHADE WOOD DARK	86
SF	490	WATER SHADE WOOD LIGHT	86
SF	497	FOREST WOOD NATURAL	89
SF	498	FOREST WOOD CREMA	89
SF	499	FOREST WOOD BROWN	89
SF	502	MARINO WALNUT DARK	79
SF	503	ROCKPILE DARK	79
SF	506	ORINOCO ASH LIGHT	82
SF	508	NASA OAK LIGHT	81
SF	509	CLIFTON CROSSINGS DARK	80
SF	510	CLIFTON CROSSINGS LIGHT	80
SF	513	LEGNO ROBLE	78
SF	514	FORESTA WENGE	81
SF	515	VECCHIO ASH	81
SF	516	RIALTO PERLA	81
SF	517	SAIGON WALNUT	86
SF	518	ROJO TERRA	79
SF	522	EPIRO PERLA	82
SF	523	COTTAGE BROWN	78
SF	527	KRONBERG TEAK	83
SF	528	FIGGIOD ELICATO	79
SF	529	MONFORT LIGHT	80
SF	530	MONFORT	80
SF	532	TUNA AFRICA	83
SF	533	AUBREY	83
SF	534	URBAN VENEER	83
SF	535	NATURAL TEAK	78
PLAIN COLOUR - SF			
SF	201	MASTER WHITE	90
SF	202	SNOW WHITE	90
SF	203	FROSTY WHITE	90
SF	208	PISTA	90
SF	210	STEEL GREY	90
SF	217	SKY BLUE	90
SF	218	ELECTRIC BLUE	90
SF	220	WHITE LILY	90
SF	222	VODAFONE RED	90
SF	225	LIGHT PINK	90
SF	226	PINK	90
SF	228	MANGO YELLOW	90
SF	229	LIGHT YELLOW	90
SF	230	ORANGE	90
SF	235	DARK GREY	90
SF	234	VICTORIA GREY	90
SF	235	PASTEL GREEN	90
SF	236	PURPLE	90
SF	237	BEAVER BROWN	90
SF	243	NATURAL GREEN	90
SF	247	PINE GREEN	90
SF	257	NATURAL BLACK	90
SF	259	PERSIAN RED	90
SF	262	BLACK CURRANT	90
METALLIC GLOSS			
HGL	251	BEIGE	90
HGL	252	KHAKI	90
HGL	253	SIENNA	90
HGL	254	SLATE GREY	90
HGL	255	GRAVEL GREY	90
EXTRA SHINE - HGL			
HGL	201	MASTER WHITE	91
HGL	202	SNOW WHITE	91
HGL	203	FROSTY WHITE	91
HGL	222	VODAFONE RED	91
HGL	226	PINK	91
HGL	234	VICTORIA GREY	91
HGL	235	PASTEL GREEN	91
HGL	236	PURPLE	91
HGL	237	BEAVER BROWN	91
HGL	247	PINE GREEN	91
HGL	257	NATURAL BLACK	91
HGL	259	PERSIAN RED	91
HGL	262	BLACK CURRANT	91</