



**decolam.in**<sup>®</sup>  
COLLECTION SERIES 1.5mm



101  
COLORS  
6H

PREMIUM ACRYLIC LAMINATES

ANTI  
SCRATCH

**decolam.in**<sup>®</sup>  
COLLECTION SERIES 1.5mm

VOLUME 04

**decolam.in**<sup>®</sup>  
COLLECTION SERIES 1.5mm

There Can be Colour Variation in Material From Different Batches, It is Advised to Use Same Batch Material to Avoid Colour Variations.  
Actual Colours of the Laminate Sheet May Vary From This Brochure.

[www.decolam.in](http://www.decolam.in) | MKTD BY: RUTVI DECOR PVT LTD



Collection Series 1.5mm is the latest range of Anti Scratch Acrylic Laminates made with 100% Virgin Material from decolam.in, which Comes with variety of colours and best quality. The sheets are 1.5mm (± 0.15mm) thick giving more durability and making it anti Bubble, hence giving long life, super high Gloss and also having buffing possibility.

### Our warehouse



### About Us

decolam.in (Rutvi Decor PVT LTD) is based in Mysore, and directly imports there products from the best vendor companies, today decolam.in supply these sheets to all major cities in South India

### BUFFING :

Nothing in Life is Fully ANTI SCRATCH, Scratch comes on body skin, Vehicles and even glass. Our Acrylic Laminates are 3H to 6 H Pencil hardness tested and comes with Buffing option, even in future if any scratches comes, Buffing can be done very easily to give back the new scratchless look.



### PLEASE FOLLOW THE INSTALLATION AND MAINTENANCE TIPS :

- \* Before buying please check sticker on the product and ensure that you bought original product.
- \* Check the laminate on the time of delivery whether it has not damaged during transportation and handling and then use for installation.
- \* Before installation make sure the substrate (MDF, Plywood, Particle Board) is in good quality, with even surface and calibrated thickness.
- \* Clean the Substrate surface by cloth, sponge, soft brush or sand paper to make free from dust or gease.
- \* Always use water based PVACP (Polyethylene Vinyl Acetate Co-Polymer ) adhesive like for laminates. Stir the adhesive gently before using it and do not mix water in the same.
- \* Spread the adhesive uniformly on both laminate and base substrate by brush, roller or adhesive spreader.
- \* Keep at least 2MM grove between 02 pieces of laminates, so at the time of pressing it will be easy to remove air between the laminate and beast substrate. Use soft pinch roller or normal pressing technique and the pressing should be done from the middle of the panel and move towards the sided line and corners.
- \* Please make sure to give sufficient amount of pressing to laminate for almost 12hrs to 15hrs to achieve full bonding strength.
- \* Remove the protective film within 7-15days after completion of installation.

### DO' AND DON'T'S

- \* Store the laminates below 30 C temperature. To avoid the inside cracks & stretch line, do not share acrylic sheet in roll form.
- \* Clean the surface of laminate with water and clean, non-abrasive cloth. We recommend cleaning with COLIN glass cleaner and soft MICRO fibre cloth.
- \* Glossy surfaces recommended to use in vertical applications.
- \* Do not use cleaners based on alcohol, solvent, petrol, pinewood or oil as these may damage the surface of the laminate. Do not use other than micro fibre.
- \* Do not use thinner on the surface of laminates.
- \* Do not place hot cookware directly on the laminate as the exposure to temperatures above 30C may cause damage to the laminate surface.
- \* Outdoor application of the laminate with exposure to direct sunlight and weather conditions are strict not recommended. UV rays may de-shape the laminate.

### IMPORTANT INFORMATION

#### AIR BUBBLE FORMATIONS ON LAMINATE :

- \* Using of water based adhesive or other than PVACP (Polyethylene Vinyl Acetate Co-polymer) adhesive may also lead to air bubble after the installation Of acrylic laminates. We recommend to use adhesive.
- \* Bonding of acrylic laminates under high humidity atmosphere.
- \* Using uneven surface substrate (Plywood, MDF, Particle Board) Lead to at particular area of acrylic laminates and air bubble appear at that area after the installation.
- \* Due to uncertain weather condition, base substrate may absorb moisture and after few days of installation base substrate gradually loses moisture resulting in air bubble formation between acrylic laminate and substrate.
- \* When more than 8' x 2' of Acrylic laminates is used for paneling, it can lead to air bubble after installation.
- \* Lack of bonding/ pressing during the time of installation of acrylic laminates may lead to air bubble.
- \* Acrylic laminates should be kept evenly straight. If the laminates are in roll form, It should kept straight for minimum 48 hours and then can press and laminate on the surface for better results.

### INFORMATION

No Guarantee in any circumstances  
Like crack, bubble, color fade and color variation.  
Please check material when delivered.

- \* No guarantee & no exchange in any circumstances.
- \* There can be color variation in material from different batches.
- \* It is advised to use same batch material to avoid color variations.
- \* Actual colors of the laminate sheet may vary from this brochure.



RECOMMENDED ADHESIVE  
FOR PRESSING



Please open the roll immediately.  
Do not Pressurize While Opening Roll.



1.5 mm HIGH  
DURABILITY & STRENGTH



EDGE BANDING  
ACRYLIC  
MATCHING EDGE BANDING  
25mm x 1.3mm



USE COLIN AND LIGHTLY SPRAY ON  
THE SURFACE



Wipe the suface clean  
using a light circular motion.



# Deco Bondmaster®

## SPECIAL WOOD ADHESIVE FOR

PVC & ACRYLIC & CHARCOAL SHEET

Premium  
Quality



Water  
Resistant




Durable



Strong  
Bonding



Heat  
Resistant



Anti  
Bubble



## Mirror Laminate 1.5mm



MR 101  
Silver Mirror



MR 102  
Gold Mirror



MR 103  
Copper Mirror



MR 104  
Rose Gold Mirror



# MARBLE

## *Collection*

Granite and Marble For Indoors. Hand Wearing Excellence.  
Here, We Treat You Like Family. Imagine What's Possible.  
It Starts With You.





*A Design So Unique Created  
Just For You!*



# MODEST MARBLE



ARC 9669  
porcelain marble




ARC 9609  
Sculpture marble



All You Need For Your Space.



# MODEST MARBLE



ARC 9635  
DESERT COPPER ROCK



ARC 9634  
COPPER ROCK




Brilliant Design For Every Lifestyle.



# MODEST MARBLE



ARC 9696  
BAIKAL TEAL PULIDO



ARC 9615  
GOLDEN COPPER





1.5 MM Thickness



Superior Gloss Level



Anti Yellow Protect From Sunlight



High Scratch Resistance



Buffing

# Wood

## *Collection*

Wood Working has been around for thousands of years.  
It is what we call a “skilled trade”.



ARC 9633  
Padouk Veneer






*Playful, Modern, And Inspirational.*



# CLASSIC WOODS




ARC 9642  
Vintage Square wooden



ARC 9605  
AMERIACA WAINUT





# Rocks

## *Collection*

The rocks have ... marched in the ranks of vast stone brigades during the ice age.




*Design Dreams Made Into Reality.*



# TEXTURED ROCKS



ARC 9612  
GRAY FOLD ROCK



ARC 9623  
GRAY LAYERS ROCK




*Design With Passion.*



# MODERN ROCKS



ARC 9701  
LIGHTNING ROCK WHITE



ARC 9702  
LIGHTNING ROCK GRAY






*Make Your Home An Extension Of You!*



# ARTISTIC ROCKS



ARC 9639  
GRAY INKSTONE



ARC 9638  
DARK INKSTONE








*Creating The Home Of Your Dreams.*



# MODERN ROCKS



ARC 9629  
BLACK LINES



ARC 9618  
COPPER RUST GOLD



*Transforming Homes Into Beautiful Spaces.*



# DESIGN LAMINATE



1.5 MM  
Thickness




Superior Gloss  
Level




Anti Yellow  
Protect From  
Sunlight



High Scratch  
Resistance



Buffing




ARC 8632

SILVER SPRING



ARC 9603

BROWN BRUSH



ARC 9690






# PLAIN COLOUR


*Collection*

*The Kitchen is the  
heart of the home*







ARC 8001 MILKY WHITE




ARC 8612 BLUE GRAY




ARC 8638 VINCA ROSEA



ARC 8643 BEAN GREEN



ARC 8681 SAND YELLOW



ARC 8677 HONEY TEA BROWN











ARC 8609 GLAZE GREE



ARC 8642 LIGHT GRAY GREEN



ARC 8696 PEACOCK BLUE



ARC 8653 COLD BROWN



ARC 8615 LIGHT ICE BLUE



ARC 8695 GLACIER BLUE











ARC 8714 LIVSPACE GREEN




ARC 8904 CLOUD GRAY




ARC 8689 CHARCOAL GRAY





ARC 8641 BLUE



ARC 8024 GREY




ARC 8640 IVORY









ARC 8648 MOSS GREEN





ARC 8693 GOLDEN YELLOW




ARC 8010 JET BLACK



ARC 8005 FROSTY WHITE




ARC 1603 PISTACHIO




ARC 8669 FOSSIL











ARC 8614 JAILSERMER CREAM




ARC 8611 BISCUIT




ARC 8003 CHERRY



ARC 8008 BEIGE




ARC 8009 METALLIC BROWN




ARC 8103 FAIRY PINK








ARC 8618 FRENCH BLUE



ARC 8644 MARI GOLD




ARC 8645 SPRUCE BLUE



ARC 160 TURQUOISE BLUE



ARC 8606 NEON GREEN





ARC 8626 FABRIC WHITE









ARC 1602 COFFEE BREW




ARC 8006 ORANGE



ARC 8622 PURPLE PEARL



ARC 8663 ENIGMA



ARC 8666 DOVE



ARC 8002 BLACK CURRENT







# **Metallic**

*Collection*

omi









ARC 8659 OLD PEARL




ARC 8686 ICE PEARL




ARC 8657 OUNG PEARL




ARC 8217 ARC SHIMMER BEIGE



ARC 8702 JADE GREEN



ARC 8628 BROWN ORANGE











ARC 8629 GRAPHITE




ARC 8616 SILVER




ARC 8613 HARVOR GREY



ARC 8620 WHITE FROST



ARC 8624 PALE BROWN



ARC 8651 GOLDEN FROST





# Sparkle


---

*Collection*  
*We Dance in This*  
*Kitchen*






ARC 8685 GOLDEN WHITE SPARKLE





ARC 8214 GOLDEN SAND




ARC 8306 SHIMIR SKY



ARC 8671 PEACOCK BLUE SPARKL



ARC 8668 SCATTER GREY




ARC 8667 ANCIENT PEARL










ARC 8664 YELLOW GLITTER





ARC 8674 NAKSHATRA BLUE




ARC 8691 MIUVE



ARC 9663 SPARKLING WHITE



ARC 9614 SPARKLING GOLD




ARC 8678 BLACK SPARKLE









ARC 8675 METALLIC WHITE




ARC 8619 RED METALLIC





ARC 8017 SILVER FROST



ARC 8015 WHITE SPARKLE




ARC 8679 METALLIC SILVER



ARC 8016 GOLDEN









ARC 8012 SHANGRILA



ARC 8656 SAPPHIRE BLUE



ARC 8020 SLATE GREY



ARC 1601

