




QUALITY ASSURANCE



LEVIN DECOR LLP

Poglu-Piludra Crossing, NH. No.8, At Poglu,
Ta. Prantij, Sabarkantha, Gujarat 383 205.



✉ : levindecor@yahoo.com

🌐 : levindecor.in

📘 : levindecor.in



Believe To Be Beautiful

INNOVATION



Believe To Be Beautiful

INNOVATION
THE MAKING OF BEAUTIFUL LAMINATES



EVERY OCCASION AND EVERY SPACE



EVERYONE'S POPULAR DEMAND

EXEMPLARY

We present designs that never go out of style and is without a doubt a treasure trove of elegance. Levin has indeed stood the test of time. And this time, we bring you INNOVATIONS that are more promising to witness the longest times. Have a look at some latest laminate essentials to ideate an elegant interior.



Believe To Be Beautiful



FEUTURES

Ever wondered how they make such beautiful homes? Answer is here.

01



They are 100% heat proof.

Memories will stay forever, not scratches!

03



These laminates will not keep the marks of liquids poured on them!

No wounds, only textures!

04





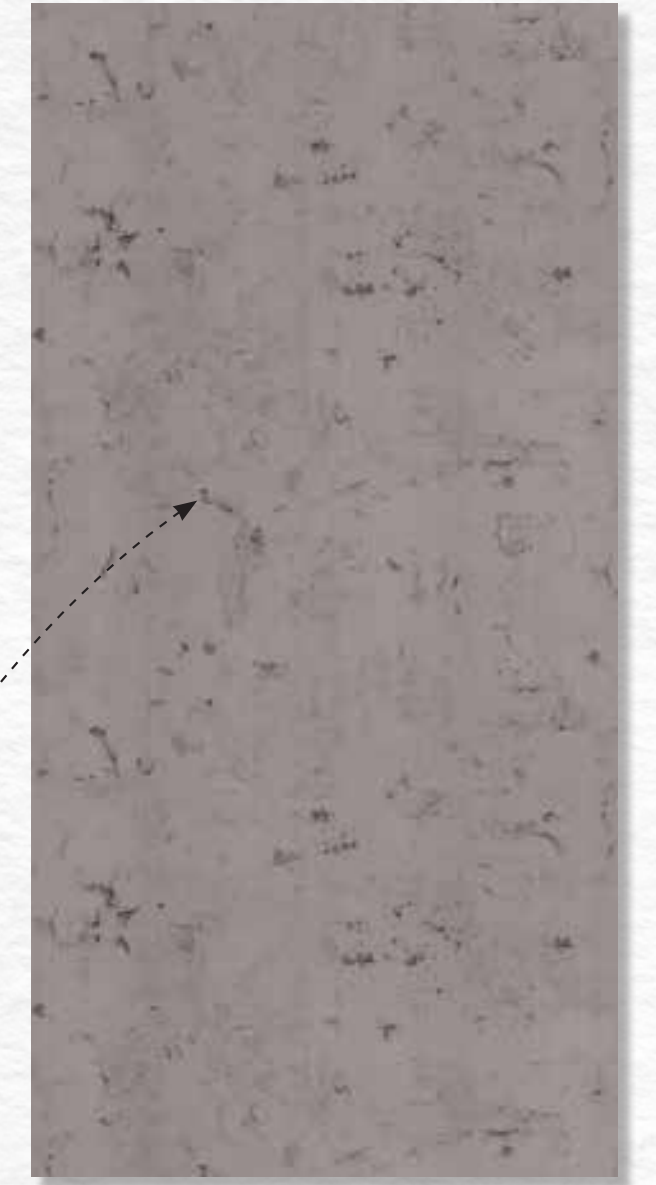
02



Believe To Be Beautiful

GET THE FULL SHEET VIEW

Just a tap and you will be able to see a full sheet view of the product selected. While flipping the pages in the catalogue, you can scan the QR code given beside a particular product. You will get our catalogue in PDF form on your screen.



SCAN QR CODE

TOUCH HEAR



Carpenter friendly easy to apply



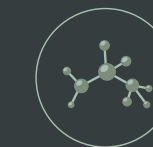
Long Lasting Anti- microbial performance in our laminates Lasts longer



Truly Imported Design Paper



Anti-bacterial and Anti-fungal



Definite for human it's pure phenolic



ZERO FINISH




MARBLE

OUT OF THE WAY




SUPREME

MODERN SPACES TOO CAN BE DECORATED WITH THE PRODUCTS INSPIRED BY NATURE! THESE MARBLE LAMINATES ARE SUPER MATT, NATURE INSPIRED AND YET RICH IN LOOK.



109 (SMT) PG+ GOTHIC GREY



108 SF DARK GREY



696 (SMT) PG+ ICE MARBLE

NEW ZERO FINISH



STONE



SERENITY

DREAM



Crafted with care
 CRAFTED WITH STONE EFFECT AND SMART DESIGNS FOR THE BEST FUNCTIONING. STONE EFFECT AND SMART DESIGNS FOR THE BEST FUNCTIONING FOR A FAV CORNER.




678 (STO) SPG CORAL MARBEL WHITE **NEW ZERO FINISH**



677 (STO) SPG CORAL MARBEL GREY **NEW ZERO FINISH**




679 (STO) SPG CORAL MARBEL FUSION **NEW ZERO FINISH**






155



157 (SMT) PG+ NEW REAL PINK **NEW ZERO FINISH**  



104 (SMT) PG+ FROSTY WHITE **NEW ZERO FINISH**  



FOR ALL SHADES



FOR ALL

From vibrant

TO CALMING AND THE DARKEST TO THE LIGHTEST, COLORS IN MATT FINISH ARE LOVE!




148 (SMT) PG+ PERSIAN BLUE **NEW ZERO FINISH**  



156 (SMT) PG+ STEAM BLUE **NEW ZERO FINISH**  



155 (SMT) PG+ PISTACHIO GREEN **NEW ZERO FINISH**  



149 (SMT) PG+ FRENCH BLACK **NEW ZERO FINISH**  



109 (SMT) PG+ GOTHIC GREY **NEW ZERO FINISH**  



150 (SMT) PG+ ORANGE FIRE **NEW ZERO FINISH**  



136 SF BEIGE



110 SF BLACK



SUCCESS
IS
TRADITION



THROUGH THE JOURNEY OF SAILING THROUGH CHALLENGES, WE MIRROR OUR AIMS FOR MOTIVATION.



672 (SMR) SPG ITACA SOLID



674 (SMR) SPG ITACA RUST



674



673


136



673 (SMR) SPG ITACA PURE



SUPER MIRROR



676 (SMR) SPG MOSAIC DARK



676

675



679 (SMR) SPG CORAL MARBEL FUSION



675 (SMR) SPG MOSAIC REAL



678 (SMR) SPG CORAL MARBEL WHITE



677 (SMR) SPG CORAL MARBEL GREY




REFLECTIONS

TOUGH

Marbles in mirror


MARBLES IN MIRROR FINISH HAS A DIFFERENT CLASS TO CREATE!






MISTY


AN IDEA OF COLOURS IN GLOSSY FEELS HAS BEEN A GAME CHANGER. YES, IT LITERALLY TRANSFORMS YOUR ROOMS!




103 (SMR) SPG EGG WHITE




106 (SMR) SPG MYSOOR IVORY




144 (SMR) SPG METALLIC WHITE



145 (SMR) SPG METALLIC IVORY



107 (SMR) SPG LIGHT GRAY



139 (SMR) SPG CANAYAN BLUE



110 (SMR) SPG BLACK



113 (SMR) SPG BLUE



146 (SMR) SPG METALLIC GREY



147 (SMR) SPG METALLIC BRONZE




131 (SMR) SPG LEMON




130 (SMR) SPG YELLOW







101 (SMR) SPG WHITE



140 (SMR) SPG BEIGE NEW



104 (SMR) SPG FROSTY WHITE



126 (SMR) SPG PURPLE




143 (SMR) SPG ELECTRIC BLUE



138 (SMR) SPG BLACK CURRENT



125 (SMR) SPG HOT PINK



157 (SMR) SPG NEW REAL PINK

NEW



132 (SMR) SPG VODAFONE RED



134 (SMR) SPG MAROON



141 (SMR) SPG NEW AQUA FRESH



128 (SMR) SPG LITE ORANGE



GRAB

DID YOU GET THE CHANCE TO EXPLORE OUR COLOURS AND PLACE ONE ON YOUR FAVOURITE FURNITURES?



142 (SMR) SPG COPPER



109 (SMR) SPG GOTHIC GREY



118 (SMR) SPG BRIGHT GREEN



117 (SMR) SPG OLIVE GREEN



SUPER MIRROR



623 (SMR) SPG MARBELLA SILVER



624 (SMR) SPG MARBELLA DREAM



609 (SMR) SPG URBA TEAK DARK



610 (SMR) SPG URBA TEAK LITE



BEAUTIFY

WITH GREAT PATTERNS AND GLOSS FINISH, ARTICULATE YOUR HOUSE! AMBIENCE OF YOUR HOUSE MATTERS THE MOST.



667 (SMR) SPG ITALIA GREY



666 (SMR) SPG ITALIA BLACK



668 (SMR) SPG ITALIA LIGHT



MATRIX



680 (MRX) PG+ SILKY WAVES REAL



682 (MRX) PG+ SILKY WAVES BROWN




681 (MRX) PG+ SILKY WAVES SILVER



ULTIMATE GLOW



669 (ULG) SPG MARBELLA LIGHT



670 (ULG) SPG MARBELLA WHITE



671 (ULG) SPG MARBELLA GOLD





622 (STN) SPG FLORENTINE GREY



620 (STN) SPG FLORENTINE ROCK



621 (STN) SPG FLORENTINE BEIGH



FOREVER

THE FABRIC DESIGNS ON LAMINATES ARE THE IMPRESSIONS THAT WILL STAY TIMELESS AND WILL LEAVE AN IMPACT ON HEARTS.

ZERO FINISH

WOOD ADMATT




WOODEN



697 (WAM) SPG TOP WOOD LITE

NEW ZERO FINISH



153 SF SUPER WHITE

NEW



140 SF BEIGE NEW



DISCOVER
DESIGNS
LET US HELP YOU REDESIGN YOUR SPACES AND PROVIDE YOU WITH THE BEST OPTION YOU CAN CHOOSE.



699 (WAM) SPG TOP WOOD WHITE **NEW ZERO FINISH**



109 (SMT) PG+ GOTHIC GREY

AUTHENTIC
DECOR REDEFINE YOUR LOCATIONS WITH THE
 EFINEST LAMINATE COLLECTIONS.



698 (WAM) SPG TOP WOOD DARK **NEW ZERO FINISH**



700 (WAM) SPG MILD WOOD **NEW ZERO FINISH**

ZERO FINISH

WOOD ADMATT

VENETA VENEER



701 (WAM) SPG ABSOLUTE ASH DARK **NEW** ZERO FINISH

702 (WAM) SPG ABSOLUTE ASH LITE **NEW** ZERO FINISH



703 (VTN) SPG THE SMOOTH TEAK **NEW**



VENETA VENEER

CERALLONA



684 (VTN) SPG OAK WILLOW LITE



685 (VTN) SPG OAK WILLOW DARK



683 (VTN) SPG URBAN WOOD



686-HZ (CRL) PG+ JUKARO WALNUT FRESH





611-HZ (CRL) PG+ OAKLAND WALNUT DARK



612-HZ (CRL) PG+ OAKLAND WALNUT LITE



613-HZ (CRL) PG+ OAKLAND WALNUT BROWN



656-HZ (CRL) PG+ REAL MOUNTAIN OAK



657-HZ (CRL) PG+ NEW MOUNTAIN OAK



VIBES


CALM

Feel of trends



THE SUBTLENESS IN THESE WOOD CUTS ARE TO STAY THERE IN THE SURROUNDINGS FOR A LONG TIME! BRING LIVELY MOMENTS TO CREATE MAGIC MIRACLES.

WALNUT



AMAZE

THESE LAMINATES ARE INTRICATELY DESIGNED TO PLEASE YOUR LOVED ONES AND ALL!




148 SMT PG+ PERSIAN BLUE **NEW**



104 SF FROSTY WHITE



704 (EXT) SPG NEW BURMA WOOD **NEW**



104 SF FROSTY WHITE



140 SF BEIGE NEW



ELSE SOUL MATE

NOTHING ELSE CAN ADD THE FEEL TO YOUR SPACES AS MUCH AS A SPECIAL AND DIFFERENT LAMINATE CAN MAKE.



689 (EXT) SPG NORTH WALNUT CREAM



690 (EXT) SPG NORTH WALNUT GREY



687 (EXT) SPG VOLTAVA



688 (EXT) SPG NORTH WALNUT BROWN



STUNNED
SURELY



AMAZING AND EXTRA-ORDINARY
ARE JUST UNDERSTATEMENTS
FOR THESE LAMINATES.



654 (MRB) SPG VICTORY ELM BROWN



653 (MRB) SPG VICTORY ELM REAL



691 (MRB) SPG THE LEGEND TEAK






694 (SOK) PG+ YELLOW OMBRA



140 SF BEIGE NEW



103 SF EGG WHITE



LUXURY

OAK IS THE UTMOST LUXURY ONE CAN HAVE! NOTHING CAN BEAT THE BEAUTY AND DURABILITY OF IT.



705 (SOK) PG+ MASTER MAHOGANY

NEW




693 (SOK) PG+ GREY OMBRA



SILK OAK



692 (SOK) PG+ FURIAN



ETERNITY



652 (ETN) SPG JINDER PINE RED



651 (ETN) SPG JINDER PINE LIGHT





599 (ETN) SPG URBA WALNUT



639 (ETN) SPG CREAM EXPLENDER



641 (ETN) SPG DREAM EXPLENDER



BEST IN CLASS

Efficacy of Elements

GIVE YOUR SURFACES THE BEST JUST AS THEY DESERVE! WE ARE HERE TO PROVIDE THE SOLUTIONS. GIVE AN IDEAL EXPRESSION TO YOUR LIVING WITH POISE.



530 (ETN) SPG GOLDEN OAK WHITE






ENSURING

LEVIN LAMIANES WORKS AROUND THE CLOCK TO MAKE SURE THAT YOU ARE DELIVERED THE FINEST LMAINATES LIKE THESE ONES.



113 SF BLUE



106 SF MYSOOR IVORY



706 (ACT) SPG WIDE WALNUT

NEW



100% IMPORTED BASE PAPER

STYLES BLENDING



ARTFULLY BLENDING WITH THE NATURE AND THE MODERN REQUIREMENTS OF DECOR, THESE LAMINATES ARE SO REAL!



632 (ACT) SPG WALNUT NOVA CREAM



631 (ACT) SPG WALNUT NOVA BROWN



630 (ACT) SPG WALNUT NOVA REAL





627 (ACT) SPG BROWN MAISAK



660 (MLN) PG+ CHILE PINE BASE



629 (ACT) SPG AQUA MAISAK



628 (ACT) SPG REAL MAISAK



661 (MLN) PG+ CHILE PINE CLASS



COMPREHENSIVE

THINK

Art Refinements.



SOLID PATTERNS AND CLASSIC WOODS TO REDISCOVER THE LIVING SPACES, HAVE A LOOK! THESE DESIGNS ARE ALL ABOUT CREATING A BLISSFUL ENVIRONMENT.



636 (MLN) PG+ CHOCO ELM



637 (MLN) PG+ CREAMY ELM



638 (MLN) PG+ SANDY ELM



635 (MLN) PG+ PEARL ELM



633 (MLN) PG+ OAK SILVANO



634 (MLN) PG+ OAK VINTAGE





646 (PLX) SPG NEW LANDSTEAK



647 (PLX) SPG SHADOW LANDSTEAK



648 (PLX) SPG SUPER LANDSTEAK



649 (PLX) SPG PURE LANDSTEAK





579 (VNR) SPG NEW PEARWOOD



593 (VNR) SPG REAL WALNUT LITE



657 (VNR) SPG NEW MOUNTAIN OAK



585 (VNR) SPG PRINCE WALNUT



656

657



656 (VNR) SPG REAL MOUNTAIN OAK





614 (VNR) SPG BRAZILIAN WALNUT LITE



154 SF TANDEM GREY

NEW



LIVE TO BELIEVE
 SO GOOD OF SUPER MIRROR THAT YOU REALLY NEED TO SEE IT TO AGREE WITH THE BEUTY IT POSSESSES!



615 (VNR) SPG BRAZILIAN WALNUT DARK



683 (SMR) SPG URBAN WOOD



SUPER MIRROR

523




645 (SMR) SPG TIARA WALNUT



694 (SMR) SPG YELLOW OMBRA



687 (SMR) SPG VOLTAVA



523 (SMR) SPG STONE MARFILLA GRAY



522 (SMR) SPG STONE MARFILLA BROWN



521 (SMR) SPG STONE MARFILLA WHITE



SUPER MIRROR



573 (SMR) SPG NUTWOOD WHITE



574 (SMR) SPG NUTWOOD GRAY



CARAT



608 (CRT) SPG ARIZONA WALNUT BROWN






607 (CRT) SPG ARIZONA WALNUT GRAY



586 (CRT) SPG ROSE WOOD BROWN



104 (CRT) SPG FROSTY WHITE



695 (CNS) PG+ JUKARO WALNUT REAL



PLEASANT
ATTRACTIVE

A FULL PACKAGE OF DELIGHTFUL INNOVATIONS THAT ENHANCES THE LOOK OF YOUR INTERIORS.



645 (CNS) PG+ TIARA WALNUT




GOLDEN TRIANGLE




109 (GTL) PG+ GOTHIC GREY

NEW




132 (GTL) PG+ VODAFONE RED


NEW



110 (GTL) PG+ BLACK



104 (GTL) PG+ FROSTY WHITE



SIENNA



SOOTHE

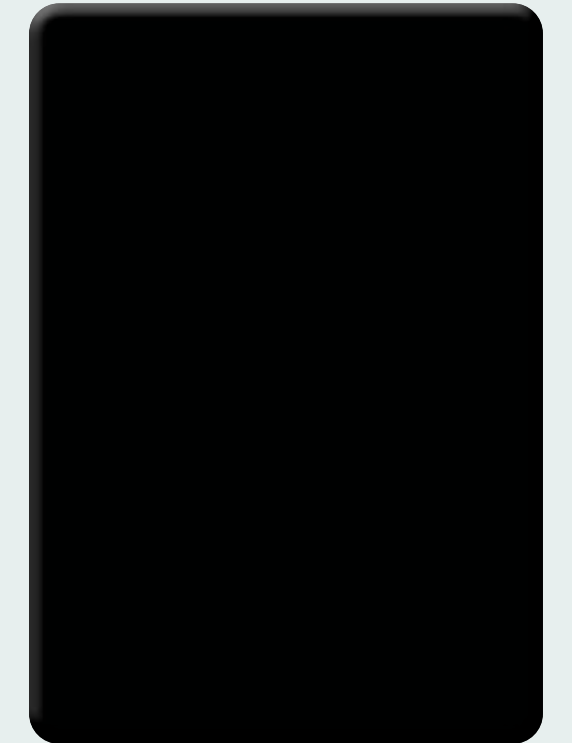
ADD RHYTHM TO YOUR SPACES WITH THE DELIGHTFUL COLOURS. THESE COLOURS ARE WORTH STARING AT.



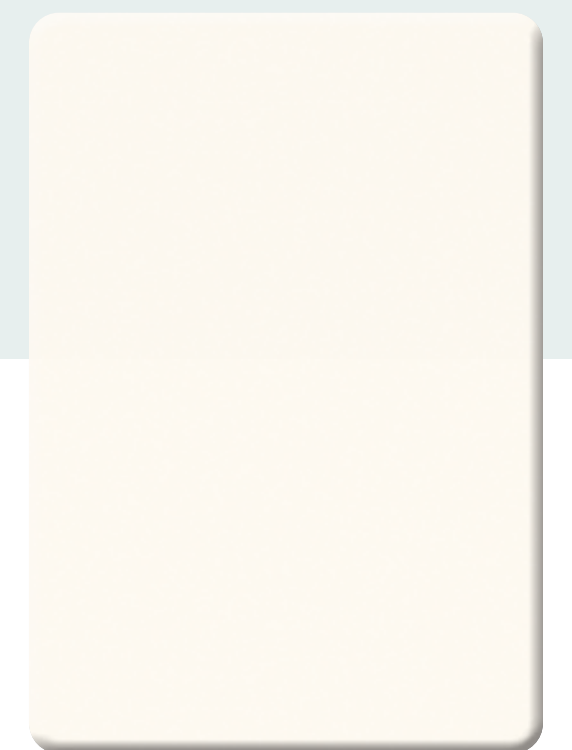
136 (SNA) PG+ BEIGE




130 (SNA) PG+ YELLOW



110 (SNA) PG+ BLACK




104 (SNA) PG+ FROSTY WHITE



101 (SNA) PG+ WHITE



132 (SNA) PG+ VODAFONE RED




121 (SNA) PG+ DARK GREEN




INSPIRE

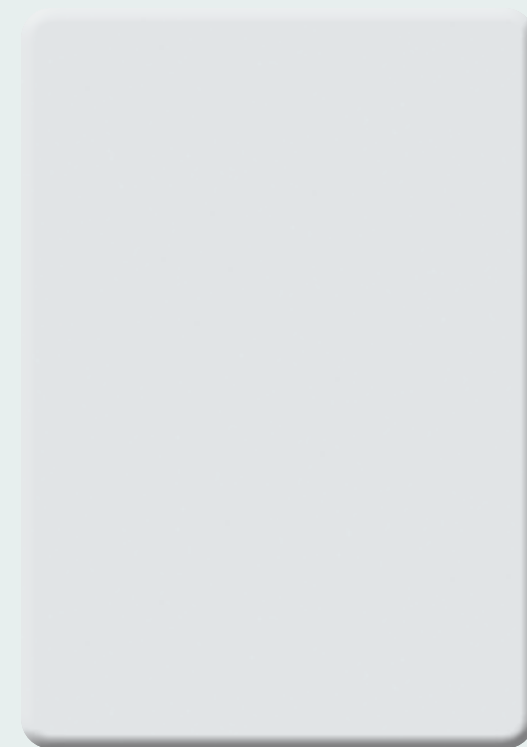
LEATHER AND SMOOTH TOUCH IN EVERY ROOM IS A REAL INSPIRATION. FROM THE DEPTH OF NATURE, WE BRING YOU THESE WONDERFUL LAMINATES!



101 (LTR) PG+ WHITE



104 (LTR) PG+ FROSTY WHITE



107 (LTR) PG+ LIGHT GRAY



137 (LTR) PG+ COFFE



109 (LTR) PG+ GOTHIC GREY



134 (LTR) PG+ MAROON




133 (LTR) PG+ RED



110 (LTR) PG+ BLACK



136 (LTR) PG+ BEIGE



104 (VST) PG FROSTY WHITE



585 (VST) PG PRINCE WALNUT



541 (VST) PG ROCK MAPLE LITE



NEW VISTA

HARMONY



538 (VST) PG RIDGE OAK BROWN



539 (VST) PG RIDGE OAK LITE



BUILD EMPEROR

Ease Exemplified.



FROM LEARNING THE ART OF MASTERING THE DEFINITION OF LUXURY, WE PRESENT THESE MASTERPIEVES. SCULPTURAL BEAUTY FOR THAT SPECIAL CORNER IN YOUR HEART!



104 (HRM) SPG FROSTY WHITE




609 (HRM) SPG URBA TEAK DARK



610 (HRM) SPG URBA TEAK LITE



609J






618 (SKM) PG GLEAM OAK WHITE



PERF ECTION

LOVELY

Enthralling and engaging,



A SPACE IS ALWAYS BEAUTIFUL. WE JUST PROPVIDE A MAGIC WOND TO MAKE THEM EVEN MORE BEAUTIFUL. CRAFTED CREATION FOR GREAT DESIGNS ARE WHAT SILK MATT CREATES.




695-HZ (SKM) PG JUKARO WALNUT REAL



691 (SKM) PG THE LEGEND TEAK



579 (SKM) PG NEW PEARWOOD





Wood suede

NATURE IS BROUGHT ONE STEP CLOSER TO YOU. WOOD SUEDE IS THE ULTIMATE NATURAL PRODUCTS THAT YOU WILL FALL IN LOVE WITH! CHECK THE COLLECTION OUT...



SUEDE FINISH



706 (SF) WIDE WALNUT



697 (SF) TOP WOOD LITE



698 (SF) TOP WOOD DARK



700 (SF) MILD WOOD



704 (SF) NEW BURMA WOOD



703 (SF) THE SMOOTH TEAK



699 (SF) TOP WOOD WHITE



SUEDE FINISH



701 (SF) ABSOLUTE ASH DARK

NEW



702 (SF) ABSOLUTE ASH LITE

NEW



684 (SF) OAK WILLOW LITE



685 (SF) OAK WILLOW DARK



705 (SF) MASTER MAHOGANY

NEW



696 (SF) ICE MARBLE


NEW



686 (SF) JUKARO WALNUT FRESH



695 (SF) JUKARO WALNUT REAL



SUEDE FINISH



688 (SF) NORTH WALNUT BROWN



689 (SF) NORTH WALNUT CREAM



690 (SF) NORTH WALNUT GREY



693 (SF) GREY OMBRA



694 (SF) YELLOW OMBRA



692 (SF) FURIAN



687 (SF) VOLTAVA



691 (SF) THE LEGEND TEAK



683 (SF) URBAN WOOD



SUEDE FINISH



652 (SF) JINDER PINE RED



651 (SF) JINDER PINE LIGHT



654 (SF) VICTORY ELM BROWN



653 (SF) VICTORY ELM REAL



656 (SF) REAL MOUNTAIN OAK




657 (SF) NEW MOUNTAIN OAK



661 (SF) CHILE PINE CLASS



660 (SF) CHILE PINE BASE



SUEDE FINISH



628 (SF) REAL MAISAK



627 (SF) BROWN MAISAK



629 (SF) AQUA MAISAK



632



615



631 (SF) WALNUT NOVA BROWN



630 (SF) WALNUT NOVA REAL



632 (SF) WALNUT NOVA CREAM



639 (SF) CREAM EXPLENDER



641 (SF) DREAM EXPLENDER



614 (SF) BRAZILIAN WALNUT LITE



615 (SF) BRAZILIAN WALNUT DARK





608 (SF) ARIZONA WALNUT BROWN



607 (SF) ARIZONA WALNUT GRAY



CREATIVE
CARVING



Lovable Looks

THE PAR EXCELLENCE IN LAMINATES COME APPEARING MORE PERFECT WHEN APPLIED EFFICIENTLY! ROUND THE CLOCK RADIANCE.



618 (SF) GLEAM OAK WHITE



634



637 (SF) CREAMY ELM



636 (SF) CHOCO ELM




645 (SF) TIARA WALNUT



634 (SF) OAK VINTAGE



633 (SF) OAK SILVANO



635 (SF) PEARL ELM



638 (SF) SANDY ELM





610 (SF) URBA TEAK LITE



609 (SF) URBA TEAK DARK



LAMINATE QUALITY

Modern Classics

WE BRING THE BEST LAMINATES FOR YOUR INTERIORS. HERE WITH THE GREAT DESIGNS AND BEST PRICE GENUINELY MOTIVATED BY THE CULTURE.



593 (SF) REAL WALNUT LITE



586 (SF) ROSE WOOD BROWN



613 (SF) OAKLAND WALNUT BROWN



612 (SF) OAKLAND WALNUT LITE



611 (SF) OAKLAND WALNUT DARK



646 (SF) NEW LANDSTEAK



647 (SF) SHADOW LANDSTEAK



648 (SF) SUPER LANDSTEAK



649 (SF) PURE LANDSTEAK





574 (SF) NUTWOOD GRAY



573 (SF) NUTWOOD WHITE



530 (SF) GOLDEN OAK WHITE



672 (SF) ITACA SOLID



673 (SF) ITACA PURE

PATT PURE ERNS

Glam Glean



OUR CLASSIC PATTERNS AND PURE LAMINATES WILL SURELY TOUCH THE SOUL OF YOUR INTERIORS. OUR LAMINATES' NATURALLY ARTISTIC DESIGNS AND SHADES.




674 (SF) ITACA RUST



585 (SF) PRINCE WALNUT



579 (SF) NEW PEARWOOD



599 (SF) URBA WALNUT



675 (SF) MOSAIC REAL



676 (SF) MOSAIC DARK



679 (SF) CORAL MARBEL FUSION



678 (SF) CORAL MARBEL WHITE



677 (SF) CORAL MARBEL GREY



CAREFULLY CURATED

Stonned Styled.




THESE SUEDE FINISH LAMINATES ARE CREATED SO THOUGHTFULLY AND PLACED ON THE TOP OF THE WORLD RHYTHM IN EVERY PARTICLE AND BALANCE IN ALL THE SURFACES.



623 (SF) MARBELLA SILVER



624 (SF) MARBELLA DREAM




682 (SF) SILKY WAVES BROWN



681 (SF) SILKY WAVES SILVER



680 (SF) SILKY WAVES REAL



669 (SF) MARBELLA LIGHT



670 (SF) MARBELLA WHITE



671 (SF) MARBELLA GOLD



666 (SF) ITALIA BLACK



668 (SF) ITALIA LIGHT



667 (SF) ITALIA GREY



SUEDE FINISH



620 (SF) FLORENTINE ROCK



621 (SF) FLORENTINE BEIGH



622 (SF) FLORENTINE GREY



521 (SF) STONE MARFILLA WHITE



523 (SF) STONE MARFILLA GRAY



522 (SF) STONE MARFILLA BROWN



539 (SF) RIDGE OAK LITE



538 (SF) RIDGE OAK BROWN



541 (SF) ROCK MAPLE LITE



561 (SF) HIGHLAND PINE



565 (SF) WENGE



566 (SF) NEW WENGE



560 (SF) CLASSIC WENGE



558 (SF) ACACIA



559 (SF) ACACIA






562 (SF) CHERRY WOOD



556 (SF) FLAME BEECH



557 (SF) SAPELLI



501 (SF) STRAIGHT OAK WHITE



555 (SF) GOLDEN TEAK



564 (SF) BEECH




SINGING SUEDES


Creatively Unique



ADDING CHARM TO YOUR INTERIORS WITH THESE COLORFUL AND VARIET DESIGNED SHEETS BRING A PARADISE AT HOME, FOIL IT WITH AN ULTIMATE BEAUTY!




MARKER GRADE



CHALKER GRADE



SILVER FOIL



1001 (SNA) SIENNA



1001 SILVER PLAIN



1001 (LTR) LEATHER




1001 (STN) STONELLA



1004 BRONZE




1003 GOLDEN




1002 COPPER







104 (UNC) FROSTY WHITE




101 (UNC) WHITE



104 (UNC) MT FROSTY WHITE




104 (UNC) SF FROSTY WHITE



108 (UNC) DARK GREY



130 (UNC) YELLOW



118 (UNC) BRIGHT GREEN



157 (UNC) NEW REAL PINK


NEW



110 (UNC) BLACK



138 (UNC) BLACK CURRENT



126 (UNC) PURPLE



132 (UNC) VODAFONE RED



128 (UNC) LITE ORANGE



PLAIN COLOURS



TEMPTATION

COLOUR NATURE HAS COME TO YOU AND WE PROMISE YOU WON'T REGRET HOLDING YOUR TEMPTATION!



SR. NO.	D. NO.	DESIGN NAME	FINISH	PAGE NO.
1	101	WHITE	(LTR) PG+	65
2	101	WHITE	(SMR) SPG	13
3	101	WHITE	(SNA) PG+	64
4	101	WHITE	(MF)	97
5	101	WHITE	(SF)	97
6	101	WHITE	UNC	95
7	103	EGG WHITE	(SMR) SPG	12
8	103	EGG WHITE	(SF)	97
9	104	FROSTY WHITE	(CRT) SPG	61
10	104	FROSTY WHITE	(GTL) PG+	63
11	104	FROSTY WHITE	(HRM) SPG	68
12	104	FROSTY WHITE	(LTR) PG+	65
13	104	FROSTY WHITE	(SMR) SPG	13
14	104	FROSTY WHITE	(SMT) PG+	5
15	104	FROSTY WHITE	(SNA) PG+	64
16	104	FROSTY WHITE	(VST) PG	66
17	104	FROSTY WHITE	(MF)	97
18	104	FROSTY WHITE	(SF)	97
19	104	FROSTY WHITE	UNC	95
20	104	FROSTY WHITE	UNC MT	95
21	104	FROSTY WHITE	UNC (SF)	95
22	105	IVORY	(SF)	97
23	106	MYSOOR IVORY	(SMR) SPG	12
24	106	MYSOOR IVORY	(SF)	97
25	107	LIGHT GRAY	(LTR) PG+	65
26	107	LIGHT GRAY	(SMR) SPG	12
27	107	LIGHT GRAY	(SF)	97
28	108	DARK GREY	(SF)	97
29	108	DARK GREY	UNC	95
30	109	GOTHIC GREY	(GTL) PG+	63
31	109	GOTHIC GREY	(LTR) PG+	65
32	109	GOTHIC GREY	(SMR) SPG	14
33	109	GOTHIC GREY	(SMT) PG+	6
34	109	GOTHIC GREY	(SF)	97
35	110	BLACK	(GTL) PG+	63
36	110	BLACK	(LTR) PG+	65
37	110	BLACK	(SMR) SPG	12
38	110	BLACK	(SNA) PG+	64
39	110	BLACK	(SF)	97
40	110	BLACK	UNC	96
41	111	LIGHT BLUE	(SF)	97
42	112	SKY BLUE	(SF)	97
43	113	BLUE	(SMR) SPG	12
44	113	BLUE	(SF)	97
45	115	NAVY BLUE	(SF)	97
46	116	AQUA GREEN	(SF)	98
47	117	OLIVE GREEN	(SMR) SPG	14
48	117	OLIVE GREEN	(SF)	98
49	118	BRIGHT GREEN	(SMR) SPG	14
50	118	BRIGHT GREEN	(SF)	98
51	118	BRIGHT GREEN	UNC	95
52	119	KIWI GREEN	(SF)	98
53	120	LAWN GREEN	(SF)	98
54	121	DARK GREEN	(SNA) PG+	64
55	121	DARK GREEN	(SF)	98
56	123	BABY PINK	(SF)	97
57	125	HOT PINK	(SMR) SPG	13
58	125	HOT PINK	(SF)	97

SR. NO.	D. NO.	DESIGN NAME	FINISH	PAGE NO.
59	126	PURPLE	(SMR) SPG	13
60	126	PURPLE	(SF)	97
61	126	PURPLE	UNC	96
62	127	ORANGE	(SF)	98
63	128	LITE ORANGE	(SMR) SPG	14
64	128	LITE ORANGE	(SF)	98
65	128	LITE ORANGE	UNC	96
66	129	MANGO	(SF)	98
67	130	YELLOW	(SMR) SPG	12
68	130	YELLOW	(SNA) PG+	64
69	130	YELLOW	(SF)	98
70	130	YELLOW	UNC	95
71	131	LEMON	(SMR) SPG	12
72	131	LEMON	(SF)	98
73	132	VODAFONE RED	(GTL) PG+	63
74	132	VODAFONE RED	(SMR) SPG	14
75	132	VODAFONE RED	(SNA) PG+	64
76	132	VODAFONE RED	(SF)	98
77	132	VODAFONE RED	UNC	96
78	133	RED	(LTR) PG+	65
79	133	RED	(SF)	98
80	134	MAROON	(LTR) PG+	65
81	134	MAROON	(SMR) SPG	14
82	134	MAROON	(SF)	98
83	136	BEIGE	(LTR) PG+	65
84	136	BEIGE	(SNA) PG+	64
85	136	BEIGE	(SF)	97
86	137	COFFE	(LTR) PG+	65
87	137	COFFE	(SF)	97
88	138	BLACK CURRENT	(SMR) SPG	13
89	138	BLACK CURRENT	(SF)	97
90	138	BLACK CURRENT	UNC	96
91	139	CANAYAN BLUE	(SMR) SPG	12
92	139	CANAYAN BLUE	(SF)	98
93	140	BEIGE NEW	(SMR) SPG	13
94	140	BEIGE NEW	(SF)	97
95	141	NEW AQUA FRESH	(SMR) SPG	14
96	141	NEW AQUA FRESH	(SF)	98
97	142	COPPER	(SMR) SPG	14
98	142	COPPER	(SF)	98
99	143	ELECTRIC BLUE	(SMR) SPG	13
100	143	ELECTRIC BLUE	(SF)	97
101	144	METALLIC WHITE	(SMR) SPG	11
102	145	METALLIC IVORY	(SMR) SPG	11
103	146	METALLIC GREY	(SMR) SPG	11
104	147	METALLIC BRONZE	(SMR) SPG	11
105	148	PERSIAN BLUE	(SMT) PG+	6
106	148	PERSIAN BLUE	(SF)	98
107	149	FRENCH BLACK	(SMT) PG+	6
108	149	FRENCH BLACK	(SF)	98
109	150	ORANGE FIRE	(SMT) PG+	6
110	150	ORANGE FIRE	(SF)	98
111	153	SUPER WHITE	(SF)	98
112	154	TANDEM GREY	(SF)	98
113	155	PISTACHIO GREEN	(SMT) PG+	6
114	155	PISTACHIO GREEN	(SF)	98
115	156	STEAM BLUE	(SMT) PG+	6
116	156	STEAM BLUE	(SF)	98

SR. NO.	D. NO.	DESIGN NAME	FINISH	PAGE NO.
117	157	NEW REAL PINK	(SMT)PG+	5
118	157	NEW REAL PINK	(SMR)SPG	13
119	157	NEW REAL PINK	(UNC)	96
120	157	NEW REAL PINK	(SF)	97
121	501	STRAIGHT OAK WHITE	(SF)	93
122	521	STONE MARFILLA WHITE	(SMR) SPG	58
123	521	STONE MARFILLA WHITE	(SF)	91
124	522	STONE MARFILLA BROWN	(SMR) SPG	58
125	522	STONE MARFILLA BROWN	(SF)	91
126	523	STONE MARFILLA GRAY	(SMR) SPG	58
127	523	STONE MARFILLA GRAY	(SF)	91
128	530	GOLDEN OAK WHITE	(ETN) SPG	41
129	530	GOLDEN OAK WHITE	(SF)	87
130	538	RIDGE OAK BROWN	(VST) PG	67
131	538	RIDGE OAK BROWN	(SF)	91
132	539	RIDGE OAK LITE	(VST) PG	67
133	539	RIDGE OAK LITE	(SF)	91
134	541	ROCK MAPLE LITE	(VST) PG	66
135	541	ROCK MAPLE LITE	(SF)	91
136	555	GOLDEN TEAK	(SF)	93
137	556	FLAME BEECH	(SF)	93
138	557	SAPELLI	(SF)	93
139	558	ACACIA	(SF)	92
140	559	ACACIA	(SF)	92
141	560	CLASSIC WENGE	(SF)	92
142	561	HIGHLAND PINE	(SF)	92
143	562	CHERRY WOOD	(SF)	93
144	564	BEECH	(SF)	93
145	565	WENGE	(SF)	92
146	566	NEW WENGE	(SF)	92
147	573	NUTWOOD WHITE	(SMR) SPG	59
148	573	NUTWOOD WHITE	(SF)	87
149	574	NUTWOOD GRAY	(SMR) SPG	59
150	574	NUTWOOD GRAY	(SF)	87
151	579	NEW PEARWOOD	(SKM) PG	69
152	579	NEW PEARWOOD	(VNR) SPG	53
153	579	NEW PEARWOOD	(SF)	87
154	585	PRINCE WALNUT	(VNR) SPG	53
155	585	PRINCE WALNUT	(VST) PG	66
156	585	PRINCE WALNUT	(SF)	87
157	586	ROSE WOOD BROWN	(CRT) SPG	61
158	586	ROSE WOOD BROWN	(SF)	85
159	593	REAL WALNUT LITE	(VNR) SPG	53
160	593	REAL WALNUT LITE	(SF)	85
161	599	URBA WALNUT	(ETN) SPG	41
162	599	URBA WALNUT	(SF)	87
163	607	ARIZONA WALNUT GRAY	(CRT) SPG	61
164	607	ARIZONA WALNUT GRAY	(SF)	83
165	608	ARIZONA WALNUT BROWN	(CRT) SPG	60
166	608	ARIZONA WALNUT BROWN	(SF)	83
167	609	URBA TEAK DARK	(HRM) SPG	68
168	609	URBA TEAK DARK	(SMR) SPG	15
169	609	URBA TEAK DARK	(SF)	85
170	610	URBA TEAK LITE	(HRM) SPG	68
171	610	URBA TEAK LITE	(SMR) SPG	15
172	610	URBA TEAK LITE	(SF)	85
173	611-HZ	OAKLAND WALNUT DARK	(CRL) PG+	29
174	611	OAKLAND WALNUT DARK	(SF)	85

SR. NO.	D. NO.	DESIGN NAME	FINISH	PAGE NO.
175	612-HZ	OAKLAND WALNUT LITE	(CRL) PG+	29
176	612	OAKLAND WALNUT LITE	(SF)	85
177	613-HZ	OAKLAND WALNUT BROWN	(CRL) PG+	29
178	613	OAKLAND WALNUT BROWN	(SF)	85
179	614	BRAZILIAN WALNUT LITE	(VNR) SPG	55
180	614	BRAZILIAN WALNUT LITE	(SF)	82
181	615	BRAZILIAN WALNUT DARK	(VNR) SPG	55
182	615	BRAZILIAN WALNUT DARK	(SF)	82
183	618	GLEAM OAK WHITE	(SKM) PG	69
184	618	GLEAM OAK WHITE	(SF)	84
185	620	FLORENTINE ROCK	(STN) SPG	20
186	620	FLORENTINE ROCK	(SF)	91
187	621	FLORENTINE BEIGH	(STN) SPG	20
188	621	FLORENTINE BEIGH	(SF)	91
189	622	FLORENTINE GREY	(STN) SPG	20
190	622	FLORENTINE GREY	(SF)	91
191	623	MARBELLA SILVER	(SMR) SPG	15
192	623	MARBELLA SILVER	(SF)	90
193	624	MARBELLA DREAM	(SMR) SPG	15
194	624	MARBELLA DREAM	(SF)	90
195	627	BROWN MAISAK	(ACT) SPG	47
196	627	BROWN MAISAK	(SF)	81
197	628	REAL MAISAK	(ACT) SPG	47
198	628	REAL MAISAK	(SF)	81
199	629	AQUA MAISAK	(ACT) SPG	47
200	629	AQUA MAISAK	(SF)	81
201	630	WALNUT NOVA REAL	(ACT) SPG	46
202	630	WALNUT NOVA REAL	(SF)	81
203	631	WALNUT NOVA BROWN	(ACT) SPG	45
204	631	WALNUT NOVA BROWN	(SF)	81
205	632	WALNUT NOVA CREAM	(ACT) SPG	45
206	632	WALNUT NOVA CREAM	(SF)	81
207	633	OAK SILVANO	(MLN) PG+	50
208	633	OAK SILVANO	(SF)	83
209	634	OAK VINTAGE	(MLN) PG+	50
210	634	OAK VINTAGE	(SF)	83
211	635	PEARL ELM	(MLN) PG+	49
212	635	PEARL ELM	(SF)	84
213	636	CHOCO ELM	(MLN) PG+	49
214	636	CHOCO ELM	(SF)	84
215	637	CREAMY ELM	(MLN) PG+	49
216	637	CREAMY ELM	(SF)	84
217	638	SANDY ELM	(MLN) PG+	49
218	638	SANDY ELM	(SF)	84
219	639	CREAM EXPLENDER	(ETN) SPG	42
220	639	CREAM EXPLENDER	(SF)	82
221	641	DREAM EXPLENDER	(ETN) SPG	42
222	641	DREAM EXPLENDER	(SF)	82
223	645	TIARA WALNUT	(CNS) PG+	62
224	645	TIARA WALNUT	(SMR) SPG	57
225	645	TIARA WALNUT	(SF)	83
226	646	NEW LANDSTEAK	(PLX) SPG	51
227	646	NEW LANDSTEAK	(SF)	86
228	647	SHADOW LANDSTEAK	(PLX) SPG	51
229	647	SHADOW LANDSTEAK	(SF)	86
230	648	SUPER LANDSTEAK	(PLX) SPG	52
231	648	SUPER LANDSTEAK	(SF)	86
232	649	PURE LANDSTEAK	(PLX) SPG	52

SR. NO.	D. NO.	DESIGN NAME	FINISH	PAGE NO.
233	649	PURE LANDSTEAK	(SF)	86
234	651	JINDER PINE LIGHT	(ETN) SPG	40
235	651	JINDER PINE LIGHT	(SF)	79
236	652	JINDER PINE RED	(ETN) SPG	40
237	652	JINDER PINE RED	(SF)	79
238	653	VICTORY ELM REAL	(MRB) SPG	35
239	653	VICTORY ELM REAL	(SF)	79
240	654	VICTORY ELM BROWN	(MRB) SPG	35
241	654	VICTORY ELM BROWN	(SF)	79
242	656	REAL MOUNTAIN OAK	(VNR) SPG	54
243	656-HZ	REAL MOUNTAIN OAK	(CRL) PG+	30
244	656	REAL MOUNTAIN OAK	(SF)	80
245	657	NEW MOUNTAIN OAK	(VNR) SPG	54
246	657-HZ	NEW MOUNTAIN OAK	(CRL) PG+	30
247	657	NEW MOUNTAIN OAK	(SF)	80
248	660	CHILE PINE BASE	(MLN) PG+	48
249	660	CHILE PINE BASE	(SF)	80
250	661	CHILE PINE CLASS	(MLN) PG+	48
251	661	CHILE PINE CLASS	(SF)	80
252	666	ITALIA BLACK	(SMR) SPG	16
253	666	ITALIA BLACK	(SF)	90
254	667	ITALIA GREY	(SMR) SPG	16
255	667	ITALIA GREY	(SF)	90
256	668	ITALIA LIGHT	(SMR) SPG	16
257	668	ITALIA LIGHT	(SF)	90
258	669	MARBELLA LIGHT	(ULG) SPG	18
259	669	MARBELLA LIGHT	(SF)	90
260	670	MARBELLA WHITE	(ULG) SPG	18
261	670	MARBELLA WHITE	(SF)	90
262	671	MARBELLA GOLD	(ULG) SPG	18
263	671	MARBELLA GOLD	(SF)	90
264	672	ITACA SOLID	(SMR) SPG	7
265	672	ITACA SOLID	(SF)	88
266	673	ITACA PURE	(SMR) SPG</	

TECHNICAL SPECIFICATION

Properties	Specified values as per IS:2046-1995 Type S, HGS	Levin Confirms	Specified Values as per IS:2046-1995 Type S, HGS	Levin Confirms
Thickness	1. mm (±10%)	✓	1.50mm (±10%)	
Resistance to Surface Wear	350 (revolutions)	✓	350 (revolutions)	✓
Resistance to immersion in boiling water	10.0 (Maximum)	✓	7.5 (Maximum)	✓
- Mass increase (%)	11.8 (Maximum)		8.5 (Maximum)	
- Thickness increase (%)	Not worse than 4		Not worse than 4	
- Appearance				
Resistance to dry heat 180°C	Not worse than 4	✓	Not worse than 4	
Dimensional stability at deviated temperature		✓		✓
- Longitudinal (%)	0.55 (Maximum)		0.44 (Maximum)	
Transverse (%)	1.025 (Maximum)		0.86 (Maximum)	
Dimensional stability at 20°C		✓		✓
- Longitudinal (%)	0.375 (Maximum)			
Transverse (%)	0.60 (Maximum)			
Resistance to impact by small diameter ball	20N (Minimum)	✓	20N (Minimum)	
Resistance to Cracking	Not worse than 4	✓	Not worse than 4	✓
Resistance to Scratching	2N (Minimum)	✓	2N (Minimum)	✓
Resistance to Staining	Not worse than 5	✓	Not worse than 5	✓
Resistance to colour change (woolstandards)		✓		✓
- In xenon arc light	Not worse than 6		Not worse than 6	
- In enclosed carbon arc light	Not worse than 5		Not worse than 5	
Resistance to cigarette burns	Not worse than 3	✓	Not worse than 3	✓
Resistance to steam	Not worse than 4	✓	Not worse than 4	✓
Appearance	Should be free from foreign particles	✓	Should be free from foreign particles	✓

Grades : General

Types : Standard, post forming, compact, cabinet liners, backer

Size : 2440 mm x 1220 mm [8'x4']

Thicknesses : 1. mm [other thickness available on request]

LEVIN Highlight : 100% Quality design paper from world best decorative paper manufacturer, We are using best quality kraft paper, 100 % Melamine resin and 100 % phenolic resin. Use of best chemical raw materials for better flexibility & durability. PP warpping film for surface protection till completion of furnishing work for PG.

Care & Maintenance : Cleaning should be carried out with a soft moist cloth and warm soap solution. Do not use detergents containing abrasive particle or excess soda.

Disclaimer : Customers are advised to reconfirm selected laminate when placing orders as our liability does not include claims arising from sample chip pasting error. Samples presented are indicative of colour, pattern and surface finish but not of actual thicknesses. All metallic patterns series recommended for vertical application only. Information and samples for special cabinet liners, phenolic boards, special purposes compact laminates and post forming laminates are available on request.

Limited Warranty : LEVIN warrants that its products are reasonably free from manufacturing defects. The products when properly used, will comply, with normal deviations, to related manufacturing specifications. This warranty shall be limited only to the original buyer for a period of care, improper use and/or any alteration. It is recommended that the products must be inspected prior to installation and our liability will be limited to the extent of the cost of the products only.

FINISH FULL FORM

SUPER MATT (SMT)	VENETA VENEER (VTN)	MELONEY (MLN)	LEATHER (LTR)
STONE MORTAR (STO)	CERALLONA (CRL)	PARALLAX (PLX)	NEW VISTA (VST)
SUPER MIRROR (SMR)	EXOTIC ELORA (EXT)	VENEER (VNR)	HARMONY (HRM)
MATRIX (MRX)	MERBAU (MRB)	CARAT (CRT)	SILK MATT (SKM)
ULTIMATE GLOW (ULG)	SILK OAK (SOK)	CANNES (CNS)	SUEDE FINISH (SF)
STONELLA (STN)	ETERNITY (ETN)	GOLDEN TRIANGLE (GTL)	UNICORE (UNC)
WOOD ADMATT (WAM)	ACCENT (ACT)	SIENNA (SNA)	

- Protect the surface from heat generating appliances
- Avoid using sharp objects directly on the surface
- Use mild soap or detergent to clean the surface with the help of damp cloth or sponge.
- Avoid acidic or abrasive liquid cleaners
- Spilling of any type of dyes may cause permanent stains. Please wipe it immediately with dish washing detergent or an all-purpose cleaner
- Do not use steel wool and abrasive pads for cleaning
- Avoid toilet cleaners as it contains harsh chemicals as it may lead to permanent damage to surface. In case of spilling please immediately wipe the surface with soapy water and rinse several time.
- In case of persistent stains use paste of baking soda & water. Lightly scrub the area for 10-20 strokes with the use of soft bristled brush. Avoid excessive scrubbing as it may lead to the damage of decorative surface especially if it has gloss finish.

We take care of your laminates to enhancing! Thank you for looking at the Levin products... We are proud to be chosen by you...

Please have a look at simple care and maintenance procedures to keep laminates looking good & to provide quality performance for years.

PRODUCT SAMPLE



ACTUAL THICKNESS & SANDING

LIMITED WARRANTY



BE CAUTIOUS ON AIR BUBBLES
While pasting the laminate sheets vertically, little extra care is appreciated. If not pressed uniformly, air bubbles possibly can appear.



CUT ANGLE OF 90° ON LAMINATES CAN CAUSE CRACKS, NO CLAIMS WILL BE ENTERTAINED IF DONE SO
When cut with L shape and at 90° angle, one of the two edges might get an elongated cut. Such corners are prone to cracks. Avoid improper bonding and improper weather conditions to prevent cracking.