



# Magnify

*Blessings*



**MAKERS**<sup>®</sup>  
DECORATIVE LAMINATES



# About Us

Makers Decorative Laminates is a group of dynamic, experienced, and self-driven professionals having vast experience in dealing with a range of decorative products for the last 50 years. We believe in long-term business relationships and work hand-in-hand with the customers to ensure that they get the best value for their money. With a desire to innovate and succeed, our main objective is to produce a product, which speaks itself about its quality and reliability. We believe in long term commitments and beneficial relationships.

We are committed to producing High-pressure decorative laminates in their best form for mass customization for ultimate customer satisfaction and delight.



Makers' Blessings



**MAKERS**<sup>®</sup>  
DECORATIVE LAMINATES



Makers is en route to creating a legacy of finest quality high-pressure decorative laminates. To do so with efficiency, we take care of each and every element that goes into their production. We invest attention and precision in selecting the right paper and then they are impregnated with melamine and phenolic resins. These papers are then pressed together under heat and high pressure to earn strong bonding, resistance to heat and chemicals. Besides, they also become durable through this process. To give a uniform back sanding to our laminates, we have got on board, the most modern sanding technology. These measures work in complete synergy with our highly qualified and skilled team to generate a huge range of laminates available in a vast variety of colors and finishes. Our inclination towards quality has been recognized by authorities as our Pure Phenolic Products are ISI certified. Besides, we also adhere to the set norms of ISO 9001-2015 for quality, ISO 14001-2015 for the environment and ISO 18001 for health and safety. Use of sound raw materials, state-of-the-art technology and implementation of innovative ideas help us to deliver excellent quality laminates that are at par with international standards.




# MIRROR GLOSS




5151 HG | VINTAGE OAK



YOU  
WILL BE NEVER  
READY  
JUST  
START



5171 HG | GLAZED WALNUT



3535 HG | KURTZ

# REFLECTING




3532 HG | GLAZED OAK DARK




3531 HG | GLAZED OAK LIGHT





5145 HG | BLACK GOLD PURE

# MIRROR GLOSS



5126 HG | DEEP FOREST DARK




5125 HG | DEEP FOREST LIGHT

*Coffee with Confidence*



5141 HG | GOLDEN WALNUT BLACK



5140 HG | GOLDEN WALNUT WHITE




5146 HG | BLACK GOLD CURVE







3525 HG | CORE WOOD BROWN



3526 HG | CORE WOOD LIGHT



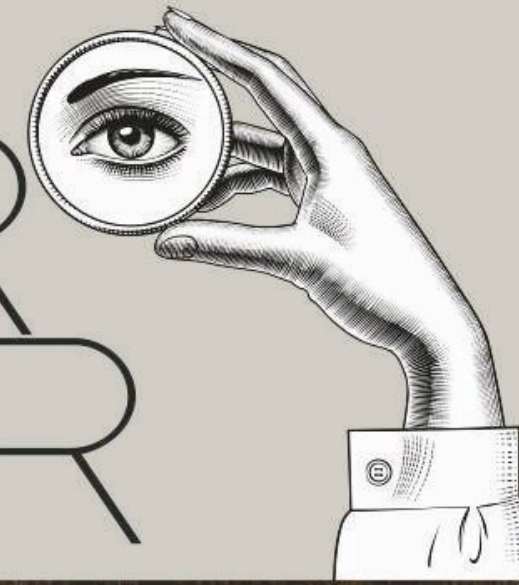
3542 HG | METALLIC FIBRE BROWN



3541 HG | METALLIC FIBRE LIGHT

EDGE


MIRROR




5136 HG | BLACK GOLD CHESTNUT



5130 HG | TEAK METALLIC LIGHT




5135 HG | GOLDEN CHESTNUT




5131 HG | TEAK METALLIC DARK






4125 HG | RUSSIAN WALNUT


MIRROR  
**GLOSS**




4111 HG | THAIWOOD



3141 HG | FROZEN OAK




3116 HG | CHESTNUT BROWN



3502 HG | CHERRY BROWN



3511 HG | GOLDEN CHERRY




3501 HG | CHERRY WHITE

GLOSS






# MIRROR GLOSS




4136 HG | DARK MATRIX




3151 HG | ASIAN WALNUT



3176 HG | BROWN BRUSH



4135 HG | CREAM MATRIX




3555 HG | AMBIANT WALNUT BROWN



3556 HG | AMBIANT WALNUT DARK



3552 HG | INDIANA SPA DARK



3551 HG | INDIANA SPA LIGHT

BRIGHT  
IDEAS 



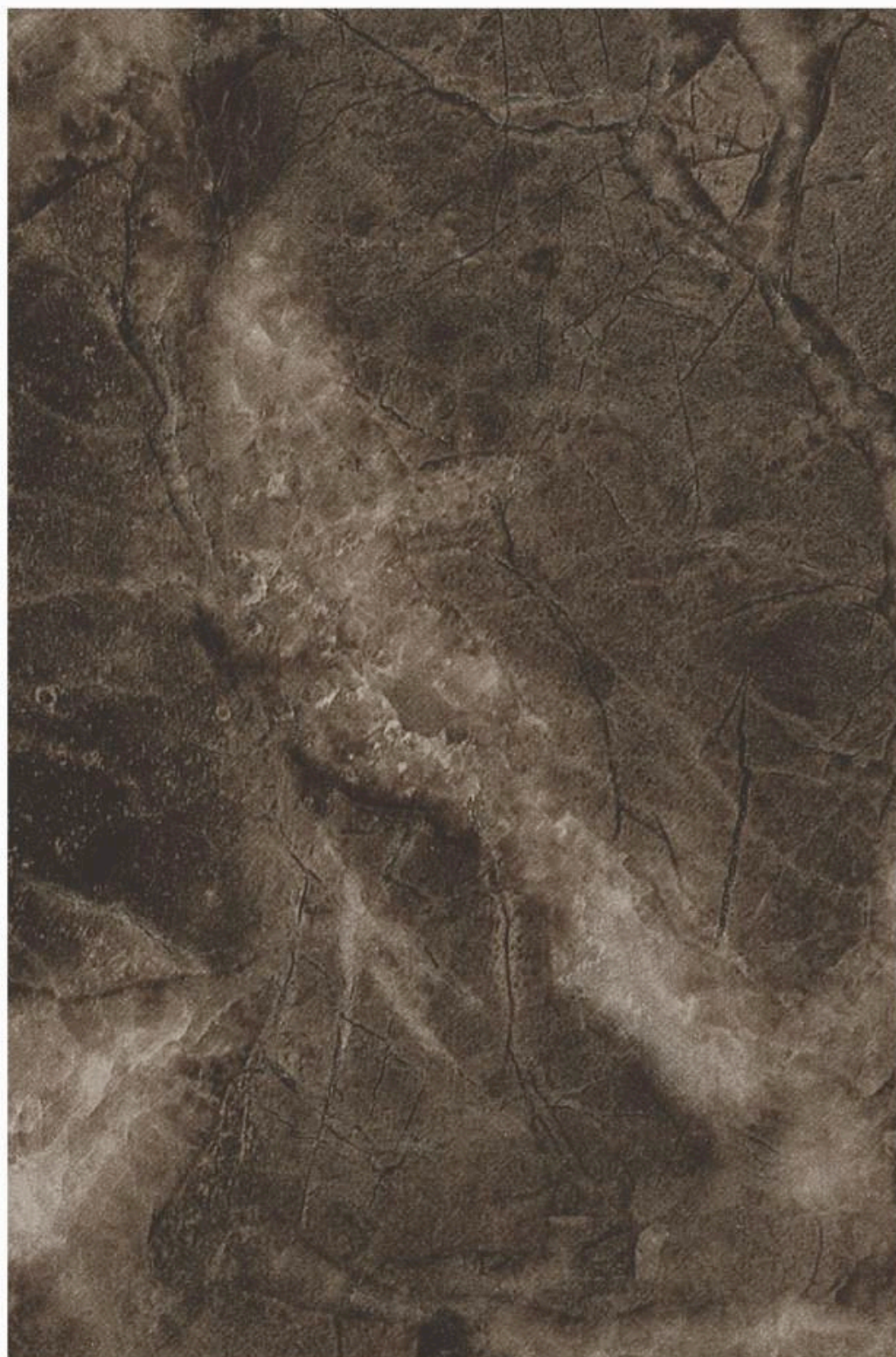
# MIRROR GLOSS



3545 HG | EMPERADOR GOLD



3546 HG | EMPERADOR BLACK



3506 HG | TANNED MARQUINA




3505 HG | CREAME MARQUINA

BOU-  
LDER



5175 HG | LIGHT GREY MARQUINA



5176 HG | DARK GREY MARQUINA




PA  
RAD  
ISE





MIRROR GLOSS  
**GLITTER**



1102 HGG | FROSTY WHITE



1151 HG | JADE BLACK




1102 HGG/2 | FROSTY WHITE




1135 HGG | BRIGHT RED



1145 HGG | BLACK CURRENT



1151 HGG/2 | JADE BLACK



1145 HGG/2 | BLACK CURRENT



1135 HG | BRIGHT RED



1151 HGG | JADE BLACK




1135 HGG/2 | BRIGHT RED




TOUCH OF PARADISE

GLITTER






MIRROR GLOSS  
**HUES**



1111 HG | SILVER GREY



1101 HG | SUPER WHITE


*Impressions  
of a Life*



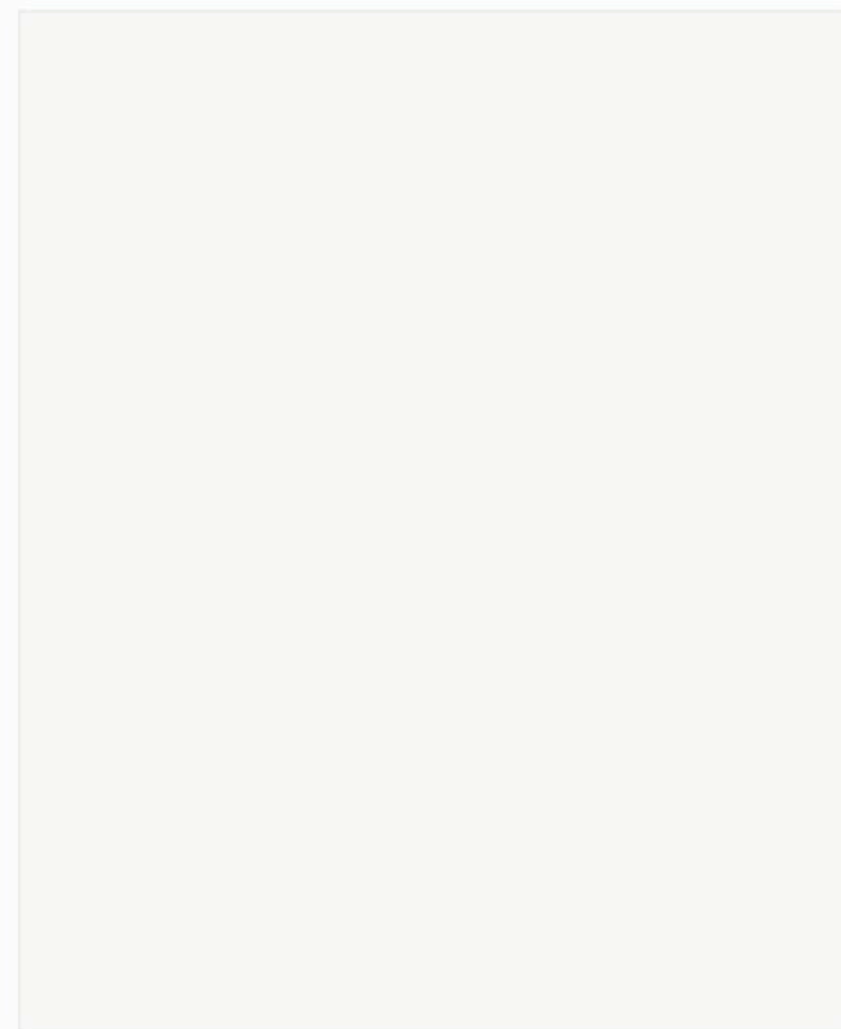
1125 HG | HOT PINK



1145 HG | BLACK CURRENT



1112 HG | GRAPHITE GREY




1102 HG | FROSTY WHITE



1121 HG | ORANGE



1155 HG | MAROON



1161 HG | COFFEE



1406 HG | ROYAL BEIGE



1131 HG | PARROT GREEN



1141 HG | ELECTRIC BLUE


HUES




# GLAZED WOOD




3122 GW | PALM BEACH LIGHT



3121 GW | PALM BEACH DARK




3552 GW | INDIANA SPA DARK



5146 GW | BLACK GOLD CURVE

INSPIRATION FROM

# NATURE




3555 GW | AMBIANT WALNUT BROWN

# GLAZED WOOD




# PEBBLE SWIRL



3545 PS | EMPERADOR GOLD




3505 PS | CREME MARQUINA



3506 PS | TANNED MARQUINA



3546 PS | EMPERADOR BLACK



3302 PS | DARK RUST



3301 PS | LIGHT RUST



“ FIND YOUR  
**PERFECT  
SPACE**



NATURAL  
*Concept*



3525 FR | COREWOOD BROWN




3526 FR | COREWOOD LIGHT



3162 CF | EARTHEN MESH



3161 CF | BRONZE MESH



5171 LF | GLAZED WALNUT

*Creative  
Concept*



5166 LF | BROWN TIMBER



3305 LF | NATURAL TIMBER

LUMBER  
**LEVEL**



LUMBER  
FEEL




5140 LF | BENETT OAK



3121 LF | PALM BEACH DARK




3122 LF | PALM BEACH LIGHT



3111 LF | SMOKE TEAK BROWN

*An artistic  
Arrangement*

AR  
TI  
ST  
IC




3101 LF | ROSEWOOD




# TWISTED BAR



4111 TB | THAIWOOD



4115 TB | COLOMBIAN WALNUT



3111 TB | SMOKE TEAK BROWN



LUXURY  
IN EVERY  
DETAILS




3112 TB | SMOKE TEAK LIGHT






4115 MB | COLOMBIAN WALNUT




3121 MB | PALM BEACH DARK




3155 MB | VINTAGE TEAK

*Impressions  
of a Life*

# MINGLED BEND




4111 MB | THAI WOOD



1102 MB | FROSTY WHITE

IMPRESSIONS






# ENTICING BLOCKS




4115 EB | COLUMBIAN WALNUT



3111 EB | SMOKE TEAK BROWN



3112 EB | SMOKE TEAK LIGHT



3121 EB | PALM BEACH DARK



*Eye on  
Design*


BLOCKS








LEATHERN  
**BLOOM**



1102 LB | FROSTY WHITE

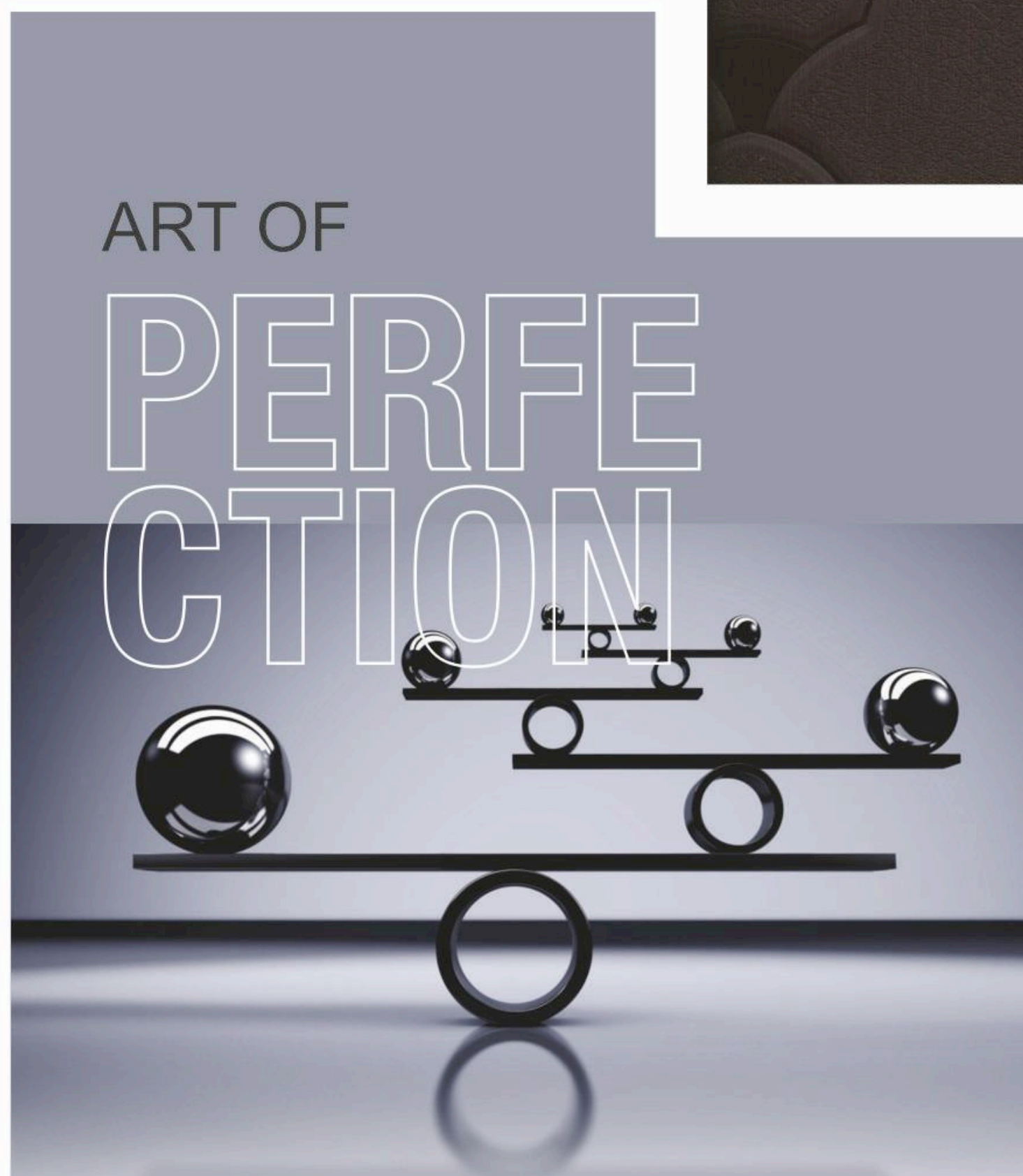


3155 LB | VINTAGE TEAK



3176 LB | BROWN BRUSH

*Shades  
Rich*




ART OF  
**PERFE  
CTION**



4141 LB | URBAN WALNUT




# ZIRCON




1102 ZP | FROSTY WHITE

ZIRCON

POISE



3111 ZP | SMOKE TEAK BROWN



4115 ZP | COLOMBIAN WALNUT




1151 ZP | JADE BLACK




RUBIC  
**RALLY**




4135 RR | CREAM MATRIX




4111 RR | THAIWOOD



4115 RR | COLOMBIAN WALNUT



3111 RR | SMOKE TEAK BROWN




1135 RR | BRIGHT RED



1102 RR | FROSTY WHITE

VISUAL  
EXPERIENCE



RUBIC RALLY







4141 TS | URBAN WALNUT




# TWIRL SWING




4111 TS | THAI WOOD




3115 TS | CHESTNUT LIGHT



3111 TS | SMOKE TEAK BROWN




1102 TS | FROSTY WHITE




3101 TS | ROSEWOOD

# POSSIBILITIES








4115 CS | COLOMBIAN WALNUT

CONVEX  
**STREAKS**

*Bright Ideas*



4125 CS | RUSSIAN WALNUT



1102 CS | FROSTY WHITE



4111 FB | THAIWOOD

FOREST  
**BAND**



4115 FB | COLOMBIAN WALNUT



1102 FB | FROSTY WHITE

**STENO**  
WITH NATURE




RIPPLE  
**GAZE**



4121 RG | ALTAMIRA WALNUT



3111 RG | SMOKE TEAK BROWN




4141 RG | URBAN WALNUT

EXTEND  
THE

EX  
PE  
RI  
EN  
CE




3112 RG | SMOKE TEAK LIGHT




3115 RG | CHESTNUT LIGHT

RIPPLE  
GAZE






1145VB | BLACK CURRENT



1125VB | HOT PINK

# VINE BLOOM




1151VB | JADE BLACK




3111VB | SMOKE TEAK BROWN

IN  
SP  
IR  
ED  
BY THE BEAUTY




1102VB | FROSTY WHITE



1135VB | BRIGHT RED




EX  
PLO  
RE  
YOUR DREAM



3111 WC | SMOKE TEAK BROWN

WOODEN  
**CREASE**



3112 WC | SMOKE TEAK LIGHT



3121 WC | PALM BEACH DARK




3122 WC | PALM BEACH LIGHT



EXP.  
LORE  
BEAUTIFUL




SHIMMERY  
**ASPEN  
OAK**



3151 SA | ASIAN WALNUT



4125 SA | RUSSIAN WALNUT



5165 SA | ROYAL OAK




3532 SA | GLAZED OAK DARK




3155 SA | VINTAGE TEAK



3531 SA | GLAZED OAK LIGHT




3121 SA | PALM BEACH DARK



3122 SA | PALM BEACH LIGHT






3111 FC | SMOKETEAK BROWN



1151 FC | JADE BLACK



FLOWERET  
**CLUSTER**




1102 FC | FROSTY WHITE




1141 FC | ELECTRIC BLUE



1135 FC | BRIGHT RED



1125 FC | HOT PINK



NATURAL  
**BE  
AU  
TY**






5155 SM | WHITE MARBLE

SILKY  
**MATT**




5145 SM | BLACK GOLD PURE



3552 SM | INDIANA SPA DARK




3551 SM | INDIANA SPA LIGHT



5146 SM | BLACK GOLD CURVE



5181 SM | TERRAZO




3555 SM | AMBIANT WALNUT BROWN



3556 SM | AMBIANT WALNUT DARK




**WOOD**  
  
**GRAINS**




**WOOD**  
GRAINS




5171 SF | GLAZED WALNUT



3305 SF | NATURAL TIMBER




5166 SF | BROWN TIMBER



5165 SF | ROYAL OAK




# WOOD GRAINS



3535 SF | KURTZ



3532 SF | GLAZED OAK DARK




5126 SF | DEEP FOREST DARK



5125 SF | DEEP FOREST LIGHT




3531 SF | GLAZED OAK LIGHT



3555 SF | AMBIANT WALNUT BROWN



3552 SF | INDIANA SPA DARK




3551 SF | INDIANA SPA LIGHT







**WOOD**  
GRAINS



3556 SF | AMBIANT WALNUT DARK




5135 SF | GOLDEN CHESTNUT




3525 SF | COREWOOD BROWN




5130 SF | TEAK METALLIC LIGHT




5131 SF | TEAK METALLIC DARK



5136 SF | BLACK GOLD CHESTNUT



VISION



3526 SF | COREWOOD LIGHT



# WOOD GRAINS




5163 SF



5161 SF



5140 SF | GOLDEN WALNUT WHITE




3116 SF | CHESTNUT BROWN




5164 SF



5162 SF



5141 SF | GOLDEN WALNUT BLACK




3115 SF | CHESTNUT LIGHT

# BOU- LDER

# GRAINS




# WOOD GRAINS




3111 SF | SMOKE TEAK BROWN

*Impressions  
of a Life*




3112 SF | SMOKE TEAK LIGHT




3135 | ROLEX ASH




3101 SF | ROSE WOOD




3181 SF | ORI TEAK




3121 SF | PALM BEACH DARK



3156 SF | VINTAGE TEAK CREME



3155 SF | VINTAGE TEAK




3122 SF | PALM BEACH LIGHT


GRAINS




# WOOD GRAINS




3165 SF | AMERICAN WALNUT




3141 SF | FROZEN OAK




4125 SF | RUSSIAN WALNUT




4115 SF | COLOMBIAN WALNUT



4146 SF | WHITE BEACH



2106 SF | GREEN WALNUT



2112 SF | CEDAR WALNUT




# WOOD GRAINS



2107 SF | STRAIGHT WENGE BROWN



4136 SF | DARK MATRIX



3151 SF | ASIAN WALNUT




3176 SF | BROWN BRUSH



2109 SF | FLOWER WENGE



4135 SF | CREAM MATRIX



2104 SF | HIGHLAND PINE LIGHT




2108 SF | HIGHLAND PINE DARK

TOUCH  
OF **PARADISE**


GRAINS




# WOOD GRAINS



3125 | ROLEX ASH DARK



3126 SF | ROLEX ASH LIGHT



4121 SF | ALTAMIRA WALNUT

*An artistic  
Arrangement*


## CHALK & MARKER




7102 C & M



7101 C & M



1101 SF | SUPER WHITE



1111 SF | SILVER GREY



1115 SF | GOLDEN YELLOW



1131 SF | PARROT GREEN

## SOLID COLORS



1102 SF | FROSTY WHITE



1121 SF | ORANGE



1141 SF | ELECTRIC BLUE



1108 SF | IVORY



1135 SF | BRIGHT RED



1161 | SF COFFEE



1406 SF | ROYAL BEIGE



1155 SF | MAROON




1151 SF | JADE BLACK

## FOIL



7105



7106



7107



7108



Design No.	Finish Name	Design Name	Page No.
1101	HG	SUPER WHITE	15
1101	SF	SUPER WHITE	70
1102	HGG	FROSTY WHITE	13
1102	HGG/2	FROSTY WHITE	14
1102	HG	FROSTY WHITE	15
1102	MB	FROSTY WHITE	28
1102	DM	FROSTY WHITE	31
1102	LB	FROSTY WHITE	33
1102	ZP	FROSTY WHITE	35
1102	RR	FROSTY WHITE	38
1102	TS	FROSTY WHITE	39
1102	CS	FROSTY WHITE	41
1102	FB	FROSTY WHITE	42
1102	VB	FROSTY WHITE	46
1102	FC	FROSTY WHITE	51
1102	SF	FROSTY WHITE	70
1108	SF	IVORY	70
1111	HG	SILVER GREY	15
1111	SF	SILVER GREY	70
1112	HG	GRAPHITE GREY	15
1115	SF	GOLDEN YELLOW	70
1121	HG	ORANGE	16
1121	SF	ORANGE	70
1125	HG	HOT PINK	16
1125	VB	HOT PINK	45
1125	FC	HOT PINK	52
1131	HG	PARROT GREEN	16
1131	SF	PARROT GREEN	70
1135	HG	BRIGHT RED	13
1135	HGG/2	BRIGHT RED	14
1135	RR	BRIGHT RED	37
1135	VB	BRIGHT RED	46
1135	FC	BRIGHT RED	52
1135	SF	BRIGHT RED	70
1141	HG	ELECTRIC BLUE	16
1141	FC	ELECTRIC BLUE	52
1141	SF	ELECTRIC BLUE	70
1145	HGG	BLACK CURRENT	13
1145	HGG/2	BLACK CURRENT	14
1145	HG	BLACK CURRENT	16
1145	VB	BLACK CURRENT	45
1151	HGG	JADE BLACK	13
1151	HG	JADE BLACK	14
1151	HGG/2	JADE BALCK	14
1151	ZP	JADE BLACK	36
1151	VB	JADE BLACK	46
1151	FC	JADE BLACK	51
1151	SF	JADE BLACK	70
1155	HG	MAROON	16
1155	SF	MAROON	70
1161	HG	COFFEE	15
1161	SF	COFFEE	70
1406	HG	ROYAL BEIGE	15
1406	SF	ROYAL BEIGE	70
2104	SF	HIGHLAND PINE LIGHT	68
2106	SF	GREEN WALNUT	66
2107	SF	STRAIGHT WENGE BROWN	67
2108	SF	HIGHLAAND PINE DARK	68
2109	SF	FLOWER WENGE	67
2111	SF	BAVARIAN BEACH	65
2112	SF	CEDAR WALNUT	66
3101	TS	ROSEWOOD	40
3101	LF	ROSEWOOD	24
3101	SF	ROSEWOOD	63
3111	TB	SMOKE TEAK BROWN	26
3111	EB	SMOKE TEAK BROWN	30
3111	ZP	SMOKE TEAK BROWN	35
3111	RR	SMOKE TEAK BROWN	37
3111	TS	SMOKE TEAK BROWN	39
3111	RG	SMOKE TEAK BROWN	44
3111	VB	SMOKE TEAK BROWN	45
3111	WC	SMOKE TEAK BROWN	47
3111	FC	SMOKE TEAK BROWN	51
3111	LF	SMOKE TEAK BROWN	23
3111	SF	SMOKE TEAK BROWN	63
3112	TB	SMOKE TEAK LIGHT	26
3112	EB	SMOKE TEAK LIGHT	30
3112	RG	SMOKE TEAK LIGHT	44
3112	WC	SMOKE TEAK LIGHT	47
3112	SF	SMOKE TEAK LIGHT	63

Design No.	Finish Name	Design Name	Page No.
3115	TS	CHESTNUT LIGHT	40
3115	RG	CHESTNUT LIGHT	44
3115	SF	CHESTNUT LIGHT	62
3116	HG	CHESTNUT BROWN	8
3116	SF	CHESTNUT BROWN	62
3121	MB	PALM BEACH DARK	27
3121	EB	PALM BEACH DARK	30
3121	GW	PALM BEACH DARK	18
3121	WC	PALM BEACH DARK	48
3121	SA	PALM BEACH DARK	50
3121	LF	PALM BEACH DARK	24
3121	SF	PALM BEACH DARK	64
3122	GW	PALM BEACH LIGHT	17
3122	WC	PALM BEACH LIGHT	48
3122	SA	PALM BEACH LIGHT	50
3122	LF	PALM BEACH LIGHT	24
3122	SF	PALM BEACH LIGHT	64
3125	SF	ROLEX ASH	69
3126	SF	ROLEX ASH LIGHT	69
3135	SF	ROLEX ASH	63
3141	HG	FROZEN OAK	7
3141	SF	FROZEN OAK	65
3151	HG	ASIAN WALNUT	9
3151	SA	ASIAN WALNUT	49
3151	SF	ASIAN WALNUT	68
3155	MB	VINTAGE TEAK	27
3155	DM	VINTAGE TEAK	32
3155	LB	VINTAGE TEAK	33
3155	SA	VINTAGE TEAK	49
3155	SF	VINTAGE TEAK	64
3156	SF	VINTAGE TEAK CREME	64
3161	CF	BRONZE MESH	21
3162	CF	EARTHEN MESH	21
3165	SF	AMERICAN WALNUT	65
3176	HG	BROWN BRUSH	9
3176	LB	BROWN BRUSH	34
3176	SF	BROWN BRUSH	68
3181	SF	ORI TEAK	64
3301	PS	LIGHT RUST	20
3302	PS	DARK RUST	20
3305	LF	NATURAL TIMBER	22
3305	SF	NATURAL TIMBER	56
3501	HG	CHERRY WHITE	8
3502	HG	CHERRY BROWN	8
3505	HG	CREAME MARQUINA	11
3505	PS	CREME MARQUINA	19
3506	HG	TANNED MARQUINA	11
3506	PS	TANNED MARQUINA	19
3511	HG	GOLDEN CHERRY	8
3525	HG	CORE WOOD BROWN	5
3525	FR	CORE WOOD BROWN	21
3525	SF	CORE WOOD BROWN	60
3526	HG	CORE WOOD LIGHT	5
3526	FR	CORE WOOD LIGHT	21
3526	SF	CORE WOOD LIGHT	60
3531	HG	GLAZED OAK LIGHT	2
3531	SA	GLAZED OAK LIGHT	50
3531	SF	GLAZED OAK LIGHT	57
3532	HG	GLAZED OAK DARK	2
3532	SA	GLAZED OAK DARK	50
3532	SF	GLAZED OAK DARK	57
3535	HG	KURTZ	1
3535	SF	KURTZ	57
3541	HG	METALLIC FIBRE LIGHT	5
3542	HG	METALLIC FIBRE BROWN	5
3545	HG	EMPERADOR GOLD	11
3545	PS	EMPERADOR GOLD	19
3546	HG	EMPERADOR BLACK	11
3546	PS	EMPERADOR BLACK	19
3551	HG	INDIANA SPA LIGHT	10
3551	SM	INDIANA SPA LIGHT	54
3551	SF	INDIANA SPA LIGHT	58
3552	HG	INDIANA SPA DARK	10
3552	GW	INDIANA SPA DARK	18
3552	SM	INDIANA SPA DARK	54
3552	SF	INDIANA SPA DARK	58
3555	HG	AMBIANT WALNUT BROWN	10
3555	GW	AMBIANT WALNUT BROWN	18
3555	SM	AMBIANT WALNUT BROWN	54
3555	SF	AMBIANT WALNUT BROWN	57

Design No.	Finish Name	Design Name	Page No.
3556	HG	AMBIANT WALNUT DARK	10
3556	SM	AMBIANT WALNUT DARK	54
3556	SF	AMBIANT WALNUT DARK	59
4111	HG	THAIWOOD	7
4111	TB	THAIWOOD	25
4111	MB	THAIWOOD	28
4111	DM	THAIWOOD	32
4111	RR	THAIWOOD	38
4111	TS	THAIWOOD	40
4111	FB	THAIWOOD	42
4115	TB	COLOMBIAN WALNUT	25
4115	MB	COLOMBIAN WALNUT	27
4115	EB	COLUMBIAN WALNUT	29
4115	DM	COLOMBIAN WALNUT	31
4115	ZP	COLOMBIAN WALNUT	36
4115	RR	COLOMBIAN WALNUT	38
4115	CS	COLOMBIAN WALNUT	41
4115	FB	COLOMBIAN WALNUT	42
4115	SF	COLOMBIAN WALNUT	66
4121	RG	ALTAMIRA WALNUT	43
4121	SF	ALTAMIRA WALNUT	69
4125	HG	RUSSIAN WALNUT	7
4125	CS	RUSSIAN WALNUT	41
4125	SA	RUSSIAN WALNUT	49
4125	SF	RUSSIAN WALNUT	65
4135	HG	CREAM MATRIX	9
4135	RR	CREAM MATRIX	37
4135	SF	CREAM MATRIX	67
4136	HG	DARK MATRIX	9
4136	SF	DARK MATRIX	67
4141	LB	URBAN WALNUT	34
4141	TS	URBAN WALNUT	39
4141	RG	URBAN WALNUT	43
4146	SF	WHITE BEACH	66
5125	HG	DEEP FOREST LIGHT	4
5125	SF	DEEP FOREST LIGHT	58
5126	HG	DEEP FOREST DARK	4
5126	SF	DEEP FOREST DARK	58
5130	HG	TEAK METALLIC LIGHT	6
5130	SF	TEAK METALLIC LIGHT	59
5131	HG	TEAK METALLIC DARK	6
5131	SF	TEAK METALLIC DARK	59
5135	HG	GOLDEN CHESTNUT	6
5135	SF	GOLDEN CHESTNUT	60
5136	HG	BLACK GOLD CHESTNUT	6
5136	SF	BLACK GOLD CHESTNUT	60
5140	HG	GOLDEN WALNUT WHITE	3
5140	SF	GOLDEN WALNUT WHITE	62
5141	HG	GOLDEN WALNUT BLACK	3
5141	SF	GOLDEN WALNUT BLACK	62
5145	HG	BLACK GOLD PURE	3
5145	SM	BLACK GOLD PURE	53
5146	HG	BLACK GOLD CURVE	4
5146	GW	BLACK GOLD CURVE	17
5146	SM	BLACK GOLD CURVE	53
5151	HG	VINTAGE OAK	1
5155	SM	WHITE MARBLE	53
5161	SF		61
5162	SF		61
5163	SF		61
5164	SF		61
5165	SA	ROYAL OAK	50
5165	SF	ROYAL OAK	56
5166	LF	BROWN TIMBER	22
5166	SF	BROWN TIMBER	56
5171	HG	GLAZED WALNUT	2
5171	LF	GLAZED WALNUT	22
5171	SF	GLAZED WALNUT	56
5175	HG	LIGHT GREY MARQUINA	12
5176	HG	DARK GREY MARQUINA	12
5181	SM	TERRAZO	53
6501	LF	BENETT OAK	23
7101		C & M	70
7102		C & M	70
7105		FOIL	70
7106		FOIL	70
7107		FOIL	70
7108		FOIL	70

# Technical

PROPERTIES	IS REQUIREMENT AS PER IS 2046 TYPE S, VGS	MAKERS CONFORMS	
Thickness	0.8 mm +/- 0.08 mm	✓	
Surface Defects	Max Contamination area equivalent to 1.0 mm <sup>2</sup> /m <sup>2</sup> Max. Contamination Length of 10.0 mm/m <sup>2</sup> Max. Level for each of the two type of defects shall not exceed half of the levels prescribed in 5.4.1.1 & 5.4.1.2 A. Spots, Dirt, & Similar Surface defects B. Fibers, Hair, Scratches C. Accumulated of surface defects.	✓	
Edge Defects	20 max	✓	
Broken Corner	One Broken corner of < 30 mm Or two broken corner of < 15 mm allowed	✓	
Sanding Defects	Slight chatter Marks are allow	✓	
Warping	Max warp 120 mm	✓	
Dimension	A. Length B. Width	✓	
Streightness of Edge	1.5 mm/M <sup>2</sup>	✓	
Squareness	1.5 mm/M <sup>2</sup>	✓	
Resistance to Surface Wear Revolution (Min) Index No	Not Less than 150 (revolution)	✓	
Resistance to Immersion in Boiling Water	A. Mass increase % Max B. Thickness increase % Max C. Appearance Grade not worse than	Not More than 12 Not More than 14 Not Less than 4	✓
Dimensional Stability at deviated Temp. (Max)	A. Length wise (L) % B. Cross Wise (T) %	Not more than 0.65 Not more than 1.15	✓
Resistance to Scratching, Index No		Not less than 2	✓
Resistance to Staining Grade not worse than	A. Group 1 & 2 B. Group 3 & 4	Not less than 5 Not less than 4	✓
Resistance to Steam (Appearance Grade not worse than )		Not less than 4	✓
Resistance to Impact by small dia ball (Min), Index No		Not less than 3	✓
Resistance to cracking (Appearance Grade not worse than )		Not less than 4	✓
Resistance to Colour change ( Wool standards) - In Xenon arc light In enclosed carbon arc light		Not less than Standard Blue Wool No. 6	✓
Surface Finish and reverse side bonding	The reverse side of sheets having only one decorative surface shall be suitable for adhesive bonding if so required	✓	

Remarks : Sample confirms to IS : 2046 : 1995 Requirements

## Achievements :



CML NO. 8400112907



MANAGEMENT SYSTEM CERTIFICATION

## Notes :

- Size : 2440 mm x 1220 mm [8x4]
- Thicknesses : 0.80 mm (other thickness available on request)
- Notes : All tests may not be valid for metallic laminates.

Samples pasted, represent only color, pattern and finish and not actual thickness. There may be slight variation in shades in batch to batch, particularly in metallic designs. Bonding of laminates under high humidity, plywood with high moisture content, ply with uneven surface, inferior quality adhesive and insufficient pressure may lead to delamination/ air bubbles in between ply and laminate. AJMER INDUSTRIES LLP warrants that its products are reasonably free from manufacturing defects. The products when properly used, will comply, with normal deviations, related to manufacturing specifications. This warranty shall be limited only to the original buyer for a period of care. It is recommended that the products must be inspected prior to installation and our liability will be limited to the extent of the cost of the products only. AJMER INDUSTRIES LLP are used for various applications, without the possibility of control over the manufacturing of the finished products. The company does not assume obligations or liabilities arising from the furnishing, sale, installation or repair, use or subsequent sale of any product, to any person or entity.

**" Preserve the sample folder to conserve the Nature "**  
Please return this sample folder to the authorised dealer after use.

THIS IS FOR SAMPLE PURPOSE ONLY. NOT FOR SALE



Do not use chemicals for cleaning



Extra care required in vertical pasting of laminates sheet as there is possibility of bubbles due to lack of uniform pressure



Avoid direct sunlight / continuous light. These may cause color fading



Cracking at corners and around cuts may be caused by improper conditioning, improper bonding, and poor planning. Avoid all these to prevent cracking at corners.



*35 Years*



**MAKERS<sup>®</sup>**  
DECORATIVE LAMINATES



**AJMER INDUSTRIES LLP**

Factory: Village & Post: Gegal, Via Gagwana, Ajmer - 305 023 (Rajasthan) India

**[www.makerslam.com](http://www.makerslam.com)**

